

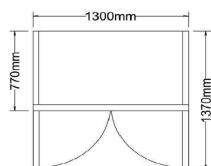
DUAL UPRIGHT CHILLER/FREEZER

- Blower System
- Magnetic Solid Door

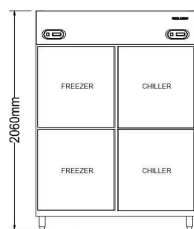


BS DU2F2C/Z

4 Door



Top View

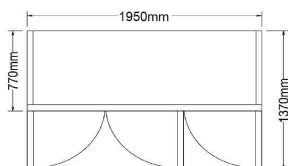


Front View

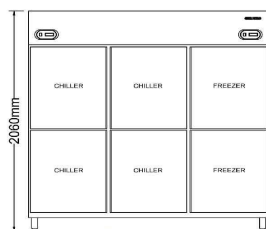


BS DU4C2F/Z

6 Door



Top View

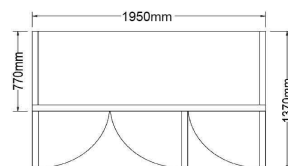


Front View

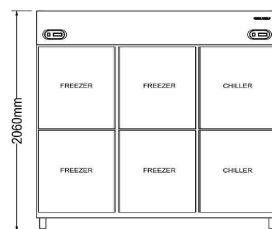


BS DU4F2C/Z

6 Door



Top View



Front View

HIGHLIGHTS

High-density Cyclo-isopentane Polyurethane
insulated body saves energy.

Insulated partition between

left freezer and right chiller compartment ensures temperature integrity of each product zone.

Automatic defrost system

saves energy consumption and provide shortest possible defrost cycle.

Minimum wattage heater for body

to avoid condensation at lowest energy rate.

Large cooling coil heater,

saves energy with short defrost cycle.

Refrigeration sytem protected from corrosion

by urethane-treated evaporator coil.

Blower system (assisted with fan)

will ensure homogenous coolness in the storage space.

Magnetic and robust stainless steel door.

Offer a higher tensile strength, which means fewer dents and scratches.

Environmentally friendly refrigerant

(CFC and HCFC Free) R134a and R404a.

Effective counter - balanced weight system self
closing door provides smooth, even, positive closure.

127 ~ 152mm adjustable stainless steel legs
or 100mm castor wheel.

4 tier removable and adjustable shelves.

Self contained system

no plumbing required.

Tested at ambient temperature of 38°C,
with no load.

TABLE INFO

		4 DOOR	6 DOOR	6 DOOR
MODEL		BS DU2F2C/Z	BS DU4C2F/Z	BS DU4F2C/Z
Temperature°C (celsius)	- Chiller - Freezer	+2 to +8 -10 to -18	+2 to +8 -10 to -18	+2 to +8 -10 to -18
External Dimension (mm)		1300 x 770 x 2060	1950 x 770 x 2060	1950 x 770 x 2060
Internal Dimension (mm)	- Chiller - Freezer	619 x 597 x 1460 543 x 597 x 1460	1194 x 597 x 1460 619 x 597 x 1460	619 x 597 x 1460 1194 x 597 x 1460
Gross Volume (Litres)	- Chiller - Freezer	504 504	1103 504	504 1103
Voltage/ Frequency (V/ Hz)		230V/1/50Hz 220V/1/60Hz	230V/1/50Hz 220V/1/60Hz	230V/1/50Hz 220V/1/60Hz
Weight (kgs)		182	250	266
Cooling Capacity (W)	- Chiller - Freezer	581 / 522 680	792 680	581 / 522 876
Wattage (W)		1188 - 1312	1283 - 1417	1378 - 1522
Ampere (A)		7.0 - 7.8	8.2 - 9.0	7.6 - 8.4
Energy Consumption (kw/ 24h)		19.5 - 21.5	20.9 - 23.1	25.6 - 28.4
Refrigerant/ Grams	- Chiller - Freezer	R134a / 280g R404a / 570g	R134a / 280g R404a / 570g	R134a / 280g R404a / 570g
Defrost System		Forced Air Circulation / Electric Heater	Forced Air Circulation / Electric Heater	Forced Air Circulation / Electric Heater
Temperature Control		Digital	Digital	Digital
Shelves (Pvc)		8	12	12
Number Of Clips		32	48	48
Unit For 20ft Container		11	7	7
Unit For 40ft Container		23	15	15

*Note:-

Option : CW - Castor Wheel / BF - Bullet Feet

As product improvement is an on going process, we reserve the right to change specifications or design without notice.