


SALAD SANDWICH COUNTER

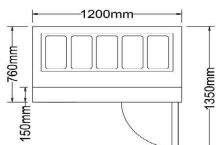
- Blower System
- Magnetic Solid Door



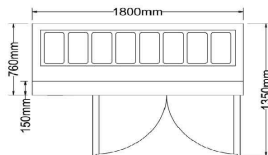
BS1D/SSCF4/Z

BS2D/SSCF6/Z

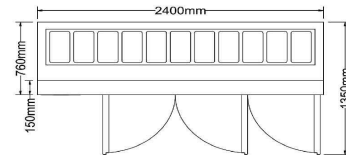
BS3D/SSCF8/Z



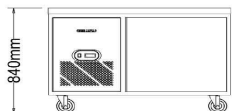
Top View



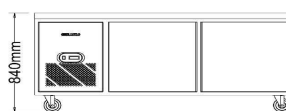
Top View



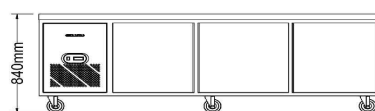
Top View



Front View



Front View



Front View

HIGHLIGHTS

High-density Cyclo-isopentane Polyurethane
insulated body saves energy.

Automatic defrost system
saves energy consumption and provide shortest possible defrost cycle.

Refrigeration system protected from corrosion
by urethane-treated evaporator coil.

Blower system (assisted with fan)
will ensure homogenous coolness in the storage space.

Magnetic and Heated
Glass Door.

Environmentally friendly refrigerant
(CFC and HCFC Free) R134a.

Effective counter - balanced weight system self closing door provides smooth, even, positive closure.

127 ~ 152mm adjustable stainless steel legs
or 100mm castor wheel.

Self contained system,
no plumbing required.

2 tier removable and adjustable shelves.

Tested at ambient temperature of 38°C,
with no load.

TABLE INFO

MODEL	BS1D/SSCF4/Z	BS2D/SSCF6/Z	BS3D/SSCF8/Z
Temperature°C (celsius)	+2 to +8	+2 to +8	+2 to +8
External Dimension (mm)	1200 x 760 x 840	1800 x 760 x 840	2400 x 760 x 840
Internal Dimension (mm)	619 x 584 x 597	1222 x 584 x 597	1819 x 584 x 597
External Finishing	Stainless Steel	Stainless Steel	Stainless Steel
Internal Finishing	Stainless Steel	Stainless Steel	Stainless Steel
Weight (kgs)	109	143	-
Voltage/ Frequency (V/Hz)	230V/1/50Hz 220V/1/60Hz	230V/1/50Hz 220V/1/60Hz	230V/1/50Hz 220V/1/60Hz
Cooling Capacity (W)	646	792	913
Condenser	Air Cooled	Air Cooled	Air Cooled
Refrigerant/ Grams	R404a / 330g	R404a / 360g	R404a / 380g
Wattage (W)	361 - 399	475 - 525	570 - 630
Ampere (A)	2.4 - 2.6	3.3 - 3.7	4.2 - 4.6
Energy Consumption (kw/ 24h)	5.9 - 6.5	7.6 - 8.4	10 - 12
System	Force Convection	Force Convection	Force Convection
Defrost System	Forced Air Circulation	Forced Air Circulation	Forced Air Circulation
Temperature Control	Digital	Digital	Digital
Size & No. of Food Pan	5 x FP 1/3 - 4	8 x FP 1/3 - 4	11 x FP 1/3 - 4
Size of Chopping Board (mm)	1200 x 150 x 25	1800 x 150 x 25	2400 x 150 x 25
Shelves (PVC)	2	4	6
Gross Volume (Litres)	177	331	488
Unit For 20ft Container	22	14	8
Unit For 40ft Container	46	28	16

As product improvement is an on going process, we reserve the right to change specifications or design without notice.