

IMMERSION BLENDERS



FIVE PRODUCT RANGES AT THE FOREFRONT OF INNOVATION

Whatever their size, Robot-Coupe immersion blenders can mix, blend, emulsify and whip in no time at all. Their performance in terms of hygiene, ease of use, versatility, durability and return on investment makes them the best choice for your kitchen.



IMMERSION BLENDERS

ERGONOMICS

Ergonomic handle for greater user comfort.



PERFORMANCE

High-power motor: **+20%** for greater efficiency.
Increased performance to **optimise blending time**.

For the MP V.V. and MP Combi models, **more ergonomic variable speed button** for greater convenience.

LONG SERVICE LIFE

Stainless steel motor base for intensive use.

INNOVATION



ERGONOMICS

The lug on the motor base can be used to rest the mixer on the rim of the pan to make it easier to handle and relieve some of the strain.

New cord winding system to make it easier to store and prevent wear and tear.

INNOVATION



CLEANING

Removable stainless steel bell and blade for easy cleaning and maintenance.

NEW



New EasyGrip removable handle for MP 550 Ultra and MP 600 Ultra. The machine's weight is distributed better making it even easier to use!

AFTER SALES SERVICE: DETACHABLE POWER CORD*

- The new patented "EasyPlug" system** means that the power cord can be easily replaced during after-sales servicing.
- Indicator light:** quick detection of power cord failure. The green light comes on if the cord is undamaged and correctly plugged in on both sides (wall socket and EasyPlug).



*On the following models: MP 350 Ultra, MP 350 V.V. Ultra, MP 450 Ultra, MP 450 V.V. Ultra, MP 550 Ultra, MP 600 Ultra, MP 800 Turbo, MP 350 Combi Ultra, MP 450 Combi Ultra, MP 450 FW Ultra, MP 450 XL FW Ultra.



SOUPS



SAUCES



COULIS



EMULSIONS



The emulsifying disc is available on the Mini and Micromix product lines.

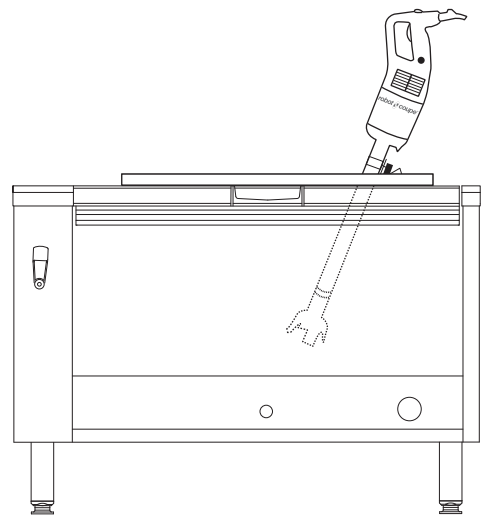
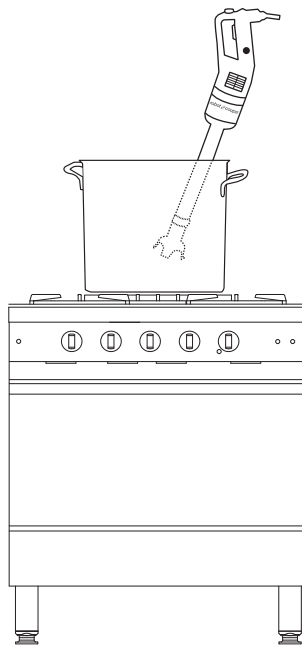

DISCOVER OUR PAN SUPPORTS TO RELIEVE STRAIN

Page 130



IMMERSION BLENDERS

	MINI				COMPACT			LARGE				
	Mini MP See page 126				CMP See page 128			MP See page 131				
	220 W MicroMix®	240 W Mini MP 160 V.V.	270 W Mini MP 190 V.V.	290 W Mini MP 240 V.V.	310 W CMP 250 V.V.	350 W CMP 300 V.V.	400 W CMP 350 V.V.	440 W MP 350 Ultra	500 W MP 450 Ultra	750 W MP 550 Ultra	850 W MP 600 Ultra	1000 W MP 800 Turbo
					15 litres	30 litres	45 litres	50 litres	100 litres	200 litres	300 litres	400 litres
For emulsions	For small preparations				For restaurants & cafés			For intensive use Institutions and caterers				



MICROMIX®

The top choice of chefs. Only a few seconds are needed to make a perfect emulsion!

PERFORMANCE

Bell design reduces mixing time.
Powerful and quiet.

HEAVY DUTY

All stainless steel tube, bell, motor housing and tools.

ERGONOMICS

High precision, easy to access variable speed button. Extendable coiled power cord for easier handling. Maximum length 1300 mm. Ideal for use just before serving.

CLEANING

The tube and attachments can be removed for easy cleaning. Practical storage for mixer and attachments.



INNOVATION

AEROMIX

Patented emulsifying disc designed to make instant light fluffy **emulsions** that always keep their shape on the plate.



BLADE

For making **small portions** of all your favourite **soups and sauces**.



ONLY A FEW SECONDS ARE NEEDED TO MAKE A PERFECT EMULSION!





Wall support



Micromix®

Wattage	220 W
Voltage	Single phase
Speed	1500 to 14000 rpm
Blade and shaft	Length 165 mm - all stainless steel
Removable blade	✓
Removable foot	✓
Dimensions	Length 430 mm, Ø 61 mm
Gross weight	1.4 kg
Accessories	Stainless steel Aeromix - Included Wall support - Included
Warranty	2 Year Warranty



Scan the QR-Code to see the immersion blenders in action.



Special Merchandising Pack
to display 6 Micromix mixers in showrooms.

	Ref.	Sales unit	Packaging unit
Micromix 240V/50/1	34902	1	1
Pack of 6 Micromix 240V/50/1	34952	1	6



MINI PRODUCT RANGE

Minimum size, maximum performance!

For sauces, emulsions and small preparations.

HANDLE DESIGN

for easy grip and **effortless use**.



Detachable stainless steel blade and shaft for perfect hygiene.



Blade designed for optimum blending.



VARIABLE SPEED BUTTON

Easy to see and adjust.

STAINLESS STEEL MOTOR HOUSING

To make the mixer last longer.

INNOVATION

AEROMIX

Patented emulsifying tool designed to make instant light fluffy **emulsions** that always keep their shape on the plate.



BLADE



AEROMIX

For emulsions





Mini MP 160 V.V.

Mini MP 190 V.V.

Mini MP 240 V.V.

Wattage	240 W	270 W	290 W
Voltage	Single phase	Single phase	Single phase
Speed	2000 to 12500 rpm	2000 to 12500 rpm	2000 to 12500 rpm
Blade, bell and shaft	Length 160 mm - all stainless steel	Length 190 mm - all stainless steel	Length 240 mm - all stainless steel
Removable blade	✓	✓	✓
Removable bell	No	✓	✓
Removable foot	✓	✓	✓
Dimensions	Length 455 mm, Ø 78 mm	Length 485 mm, Ø 78 mm	Length 535 mm, Ø 78 mm
Gross weight	2.4 kg	2.5 kg	2.5 kg
Accessories	Stainless steel Aeromix Included Wall support - Included	Stainless steel Aeromix Included Wall support - Included	Stainless steel Aeromix Included Wall support - Included
Warranty	2 Year Warranty	2 Year Warranty	2 Year Warranty

Choose your model:



Scan the QR-Code to see the immersion blenders in action.

Mini MP 160 V.V.	Ref.
Mini MP 160 V.V. 240V/50/1	34742

Mini MP 190 V.V.	Ref.
Mini MP 190 V.V. 240V/50/1	34752

Mini MP 240 V.V.	Ref.
Mini MP 240 V.V. 240V/50/1	34762



Whisk function

Mini MP 190 Combi

See page 136



Whisk function

Mini MP 240 Combi

See page 136

CMP COMPACT PRODUCT RANGE

Compact, easy-to-handle, high-performance.
For restaurants & cafés



POWERFUL

High-Power motor:
+15 % for greater efficiency.



PERFORMANCE

Optimum blending for a fine textured end product in a minimum amount of time.

LONG SERVICE LIFE

Stainless steel motor base for intensive use.



COMFORT

Variable speed for greater flexibility when making sophisticated preparations.



ERGONOMICS

Light, compact, easy-to-handle appliance.

The lug on the motor base can be used to rest the mixer on the rim of a pan to make it easier to handle and remove some of the strain.

New cord winder to make it easier to store and prevent wear and tear.



CLEANING

Removable stainless steel bell and blade for easy cleaning and maintenance.

AFTER SALES SERVICE: DETACHABLE POWER CORD

- 1 The new patented “EasyPlug” system** means that the power cord can be easily replaced during after-sales servicing.
- 2 Indicator light:** rapid detection of power cord failure. The green light comes on if the cord is undamaged and correctly plugged in on both sides (wall socket and EasyPlug).





CMP 250 V.V.

CMP 300 V.V.

CMP 350 V.V.

Wattage	310 W	350 W	400 W
Voltage	Single phase	Single phase	Single phase
Speed	2300 to 9600 rpm (self regulating system)	2300 to 9600 rpm (self regulating system)	2300 to 9600 rpm (self regulating system)
Blade, bell and shaft	Length 250 mm - all stainless steel	Length 300 mm - all stainless steel	Length 350 mm - all stainless steel
Removable blade	✓	✓	✓
Removable bell	✓	✓	✓
Removable foot	No	No	No
Dimensions	Length 650 mm, Ø 94 mm	Length 660 mm, Ø 94 mm	Length 700 mm, Ø 94 mm
Gross weight	3.9 kg	3.9 kg	4.1 kg
Accessories	Wall support Included	Wall support Included	Wall support Included
Warranty	2 Year Warranty	2 Year Warranty	2 Year Warranty

Choose your model:



Scan the QR-Code to see the immersion blenders in action.

CMP 250 V.V.	Ref.
CMP 250 V.V. 240V/50/1	34242B

CMP 300 V.V.	Ref.
CMP 300 V.V. 240V/50/1	34232B

CMP 350 V.V.	Ref.
CMP 350 V.V. 240V/50/1	34252B



Whisk function
CMP 250 Combi
See page 137



Whisk function
CMP 300 Combi
See page 137

MP/CMP PAN SUPPORTS

Pan supports reduce MSD risks, relieve strain and make it easier to control preparations.

They enable the mixer to be tilted effortlessly or left to do the job by itself.

Made entirely of stainless steel, they can be removed completely, are easy to clean and practical to use.

1 Universal pan support: Fits all pan sizes.



2 Adjustable pan supports:

Three pan supports are available as an option. They adapt to the size of the pan:

- pan Ø from 330 mm to 650 mm.
- pan Ø from 500 mm to 1 000 mm.
- pan Ø from 850 mm to 1 300 mm.



Stainless steel pan supports

1 universal stainless steel pan support 1	Ref.
To be attached to the edge of the pan.	27358
3 adjustable stainless steel pan supports 2	Ref.
For 330 to 650 mm diameter pans	27363
For 500 to 1000 mm diameter pans	27364
For 850 to 1300 mm diameter pans	27365

MP ULTRA LARGE PRODUCT RANGE

Even better performance and ergonomics!

ERGONOMICS

Ergonomic handle for greater convenience.



For the MP V.V. and MP Combi models, more ergonomic variable speed button for greater convenience.

PERFORMANCE

High-power motor: +20% for greater efficiency. Increased performance to optimise blending time.

LONG SERVICE LIFE

Stainless steel motor base for intensive use.

INNOVATION



ERGONOMICS

The lug on the motor base can be used to rest the mixer on the rim of a pan to make it easier to handle and remove some of the strain.

New cord winder to make it easier to store and prevent wear and tear.

INNOVATION



STAINLESS STEEL BELL



CLEANING

Removable stainless steel bell and blade for easy cleaning and maintenance.

NEW



New EasyGrip removable handle for MP 550 Ultra and MP 600 Ultra.

The machine's weight is distributed better making it even easier to use!

AFTER SALES SERVICE: DETACHABLE POWER CORD*

- The new patented "EasyPlug" system** means that the power cord can be easily replaced during after-sales servicing.
- Indicator light:** rapid detection of power cord failure. The green light comes on if the cord is undamaged and correctly plugged in on both sides (wall socket and EasyPlug).



*On the following models: MP 350 Ultra, MP 350 V.V. Ultra, MP 450 Ultra, MP 450 V.V. Ultra, MP 550 Ultra, MP 600 Ultra, MP 800 Turbo, MP 350 Combi Ultra, MP 450 Combi Ultra, MP 450 FW Ultra, MP 450 XL FW Ultra.

IMMERSION BLENDERS



MP 350 Ultra

Wattage	440 W
Voltage	Single phase
Speed	9500 rpm
Blade, bell and shaft	Length 350 mm - all stainless steel
Removable blade	✓
Removable bell	✓
Removable foot	No
EasyPlug	✓
Dimensions	Length 740 mm, Ø 125 mm
Gross weight	6.2 kg
Accessories	Wall support - Included
Warranty	2 Year Warranty

MP 350 Ultra V.V.

Wattage	440 W
Voltage	Single phase
Speed	1500 to 9000 rpm (self regulating system)
Blade, bell and shaft	Length 350 mm - all stainless steel
Removable blade	✓
Removable bell	✓
Removable foot	No
EasyPlug	✓
Dimensions	Length 740 mm, Ø 125 mm
Gross weight	6.4 kg
Accessories	Wall support - Included
Warranty	2 Year Warranty

Choose your model:



Scan the QR-Code to see the immersion blenders in action.

MP 350 Ultra	Ref.
MP 350 Ultra 240V/50/1	34802L

MP 350 Ultra V.V.	Ref.
MP 350 V.V. Ultra 240V/50/1	34842L



Whisk function

MP 350 Combi Ultra

See page 138



MP 450 Ultra

Wattage	500 W
Voltage	Single phase
Speed	9500 rpm
Blade, bell and shaft	Length 450 mm - all stainless steel
Removable blade	✓
Removable bell	✓
Removable foot	No
EasyPlug	✓
Dimensions	Length 840 mm, Ø 125 mm
Gross weight	6.3 kg
Accessories	Wall support - Included
Warranty	2 Year Warranty

MP 450 Ultra V.V.

Wattage	500 W
Voltage	Single phase
Speed	1500 to 9000 rpm (self regulating system)
Blade, bell and shaft	Length 450 mm - all stainless steel
Removable blade	✓
Removable bell	✓
Removable foot	No
EasyPlug	✓
Dimensions	Length 840 mm, Ø 125 mm
Gross weight	6.5 kg
Accessories	Wall support - Included
Warranty	2 Year Warranty

Choose your model:



Scan the QR-Code to see the immersion blenders in action.

MP 450 Ultra	Ref.
MP 450 Ultra 240V/50/1	34812L

MP 450 Ultra V.V.	Ref.
MP 450 V.V. Ultra 240V/50/1	34852L




Whisk function

MP 450 Combi Ultra

See page 138

IMMERSION BLENDERS



MP 550 Ultra

MP 600 Ultra

MP 800 Turbo

Wattage	750 W	850 W	1000 W
Voltage	Single phase	Single phase	Single phase
Speed	9000 rpm	9500 rpm	9500 rpm
Blade, bell and shaft	Length 550 mm - all stainless steel	Length 600 mm - all stainless steel	Length 740 mm - all stainless steel
Removable blade	✓	✓	✓
Removable bell	✓	✓	✓
Removable foot	No	No	No
Second handle	Removable EasyGrip handle	Removable EasyGrip handle	Integrated stainless steel handle
Electronic booster system	No	No	Electronic booster system for motor
EasyPlug	✓	✓	✓
Dimensions	Length 940 mm, Ø 125 mm	Length 980 mm, Ø 125 mm	Length 1130 mm, Ø 125 mm
Gross weight	6.6 kg	7.4 kg	9.2 kg
Accessories	Wall support - Included	Wall support - Included	Wall support - Included
Warranty	2 Year Warranty	2 Year Warranty	2 Year Warranty

Choose your model:



Scan the QR-Code to see the immersion blenders in action.

MP 550 Ultra	Ref.
MP 550 Ultra 240V/50/1	34822LH

MP 600 Ultra	Ref.
MP 600 Ultra 240V/50/1	34832LH

MP 800 Turbo	Ref.
MP 800 Turbo 240V/50/1	34892L



Stainless steel pan supports

1 universal stainless steel pan support ①	Ref.
To be attached to the edge of the pan.	27358
3 adjustable stainless steel pan supports ②	Ref.
For 330 to 650 mm diameter pans	27363
For 500 to 1000 mm diameter pans	27364
For 850 to 1300 mm diameter pans	27365

COMBI PRODUCT RANGE

The Robot-Coupe whisk attachment available for Mini MP Combi, CMP Combi, MP Combi Ultra and MP FW mixers is designed to emulsify, mix, shell, beat and knead.

POWERFUL
High-strength motor:
 +15 % for greater efficiency.

EASY TO OPERATE
 Variable speed button easy to use with one hand.

ERGONOMIC
 Ergonomic handle for easier grasping.

CONVENIENT
 Self regulating speed system for sophisticated preparations.



EMULSIFY



Salad dressing, mayonnaise, sauces, etc.

MIX



Pancake batter, tomato pulp, seasoning, etc.

SHELL



Semolina, rice, wheat, quinoa, etc.

BEAT



Egg whites, chocolate mousse, whipped cream, etc.

KNEAD/MASH



Mashed potatoes, doughnut dough, batter, etc.

INNOVATION



METAL WHISK BOX

HEAVY DUTY
Metal gears inside 2 metal housings to stand up to heavy duty use.

CLEANING
Overmoulded whisks to ensure perfect hygiene.

ERGONOMIC
Fast coupling of whisks to the gearbox and the gearbox to the motor housing for easy assembly and disassembly.

[BACK TO SUMMARY](#)

IMMERSION BLENDERS



Mini MP 190 Combi

Wattage	270 W
Voltage	Single phase
Speed	2000 to 12500 rpm for mixer 350 to 1560 rpm for whisk
Blade, bell and shaft	Length 190 mm - all stainless steel
Removable blade	✓
Removable bell	✓
Removable foot	✓
Metal whisk box	✓
Dimensions	Total length with tube 485 mm with whisk 550 mm, Ø 78 mm
Gross weight	2.7 kg
Accessories	Wall support - Included
Warranty	2 Year Warranty

Mini MP 240 Combi

Wattage	290 W
Voltage	Single phase
Speed	2000 to 12500 rpm for mixer 350 to 1560 rpm for whisk
Blade, bell and shaft	Length 240 mm - all stainless steel
Removable blade	✓
Removable bell	✓
Removable foot	✓
Metal whisk box	✓
Dimensions	Total length with tube 535 mm with whisk 550 mm, Ø 78 mm
Gross weight	2.8 kg
Accessories	Wall support - Included
Warranty	2 Year Warranty

Choose your model:



Scan the QR-Code to see the immersion blenders in action.

Choose your options:

Mini MP 190 Combi	Ref.
Mini MP 190 Combi 240V/50/1	34772

Mini MP 240 Combi	Ref.
Mini MP 240 Combi 240V/50/1	34782

	Mini MP 190 Combi	Mini MP 240 Combi
Option	Ref.	Ref.
Mini MP whisk attachment	27333	27333



CMP 250 Combi

CMP 300 Combi

Wattage	310 W
Voltage	Single phase
Speed	2300 to 9600 rpm for mixer, 500 to 1800 rpm for whisk with self regulating speed system
Blade, bell and shaft	Length 250 mm - all stainless steel
Removable blade	✓
Removable bell	✓
Removable foot	✓ equipped with a 3-level watertightness system
Metal whisk box	✓
Dimensions	Total length with tube 640 mm with whisk 610 mm, Ø 125 mm
Gross weight	5.6 kg
Accessories	Wall support - Included
Warranty	2 Year Warranty

Wattage	350 W
Voltage	Single phase
Speed	2300 to 9600 rpm for mixer, 500 to 1800 rpm for whisk with self regulating speed system
Blade, bell and shaft	Length 300 mm - all stainless steel
Removable blade	✓
Removable bell	✓
Removable foot	✓ equipped with a 3-level watertightness system
Metal whisk box	✓
Dimensions	Total length with tube 700 mm with whisk 610 mm, Ø 125 mm
Gross weight	5.7 kg
Accessories	Wall support - Included
Warranty	2 Year Warranty

Choose your model:



Scan the QR-Code to see the immersion blenders in action.

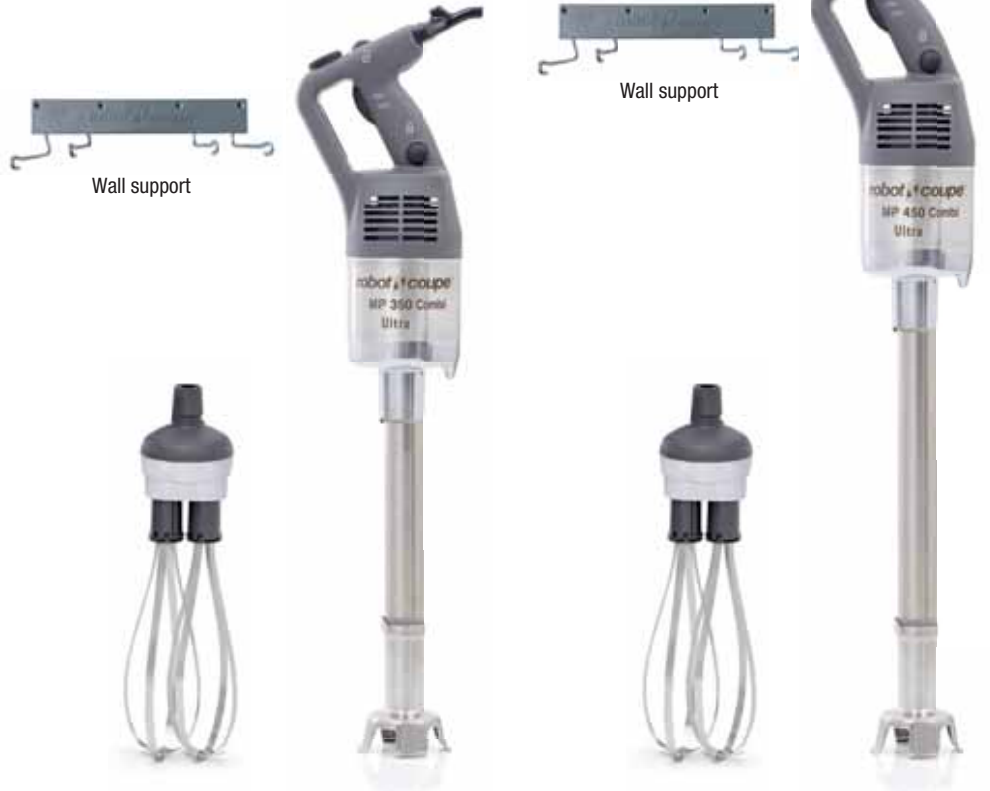
Choose your options:

CMP 250 Combi	Ref.
CMP 250 Combi 240V/50/1	34302B

CMP 300 Combi	Ref.
CMP 300 Combi 240V/50/1	34312B

	CMP 250 Combi		CMP 300 Combi	
Options	Ref.		Ref.	
CMP Combi whisk attachment	27248		27248	
Mixer foot	27249		27250	

IMMERSION BLENDERS



MP 350 Combi Ultra

Wattage	440 W
Voltage	Single phase
Speed	1500 to 9000 rpm for mixer, 250 to 1500 rpm for whisk with self regulating speed system
Blade, bell and shaft	Length 350 mm - all stainless steel
Removable blade	✓
Removable bell	✓
Removable foot	✓
Metal whisk kit	✓
Detachable whisk	✓
EasyPlug	✓
Dimensions	Total length with tube 790 mm with whisk: 805 mm, Ø 125 mm
Gross weight	7.9 kg
Accessories	Wall support - Included
Warranty	2 Year Warranty

Choose your model:



Scan the QR-Code to see the immersion blenders in action.

MP 350 Combi Ultra	Ref.
MP 350 Combi Ultra 240V/50/1	34862L

MP 450 Combi Ultra

Wattage	500 W
Voltage	Single phase
Speed	1500 to 9000 rpm for mixer, 250 to 1500 rpm for whisk with self regulating speed system
Blade, bell and shaft	Length 450 mm - all stainless steel
Removable blade	✓
Removable bell	✓
Removable foot	✓
Metal whisk kit	✓
Detachable whisk	✓
EasyPlug	✓
Dimensions	Total length with tube 890 mm with whisk: 840 mm, Ø 125 mm
Gross weight	8.2 kg
Accessories	Wall support - Included
Warranty	2 Year Warranty

MP 450 Combi Ultra	Ref.
MP 450 Combi Ultra 240V/50/1	34872L

Choose your options:

Options	MP 350 Combi Ultra	MP 450 Combi Ultra
MP Combi whisk attachment	27210	27210
Mixing attachment	27355	27355
Mixer foot	39354	39355



Stainless steel pan supports

1 universal stainless steel pan support 1	Ref.
To be attached to the edge of the pan.	27358
3 adjustable stainless steel pan supports 2	Ref.
For 330 to 650 mm diameter pans	27363
For 500 to 1000 mm diameter pans	27364
For 850 to 1300 mm diameter pans	27365



Wall support



MP 450 FW Ultra

Wattage	500 W
Voltage	Single phase
Speed	250 to 1500 rpm (self regulating system)
Whisk	280 mm long detachable whisk
Metal whisk box	✓
EasyPlug	✓
Dimensions	Length 800 mm, Ø 125 mm
Gross weight	8.6 kg
Accessories	Wall support - Included
Warranty	2 Year Warranty

Choose your model:



Scan the QR-Code to see the immersion blenders in action.

MP 450 FW Ultra	Ref.
MP 450 FW Ultra 240V/50/1	34882L



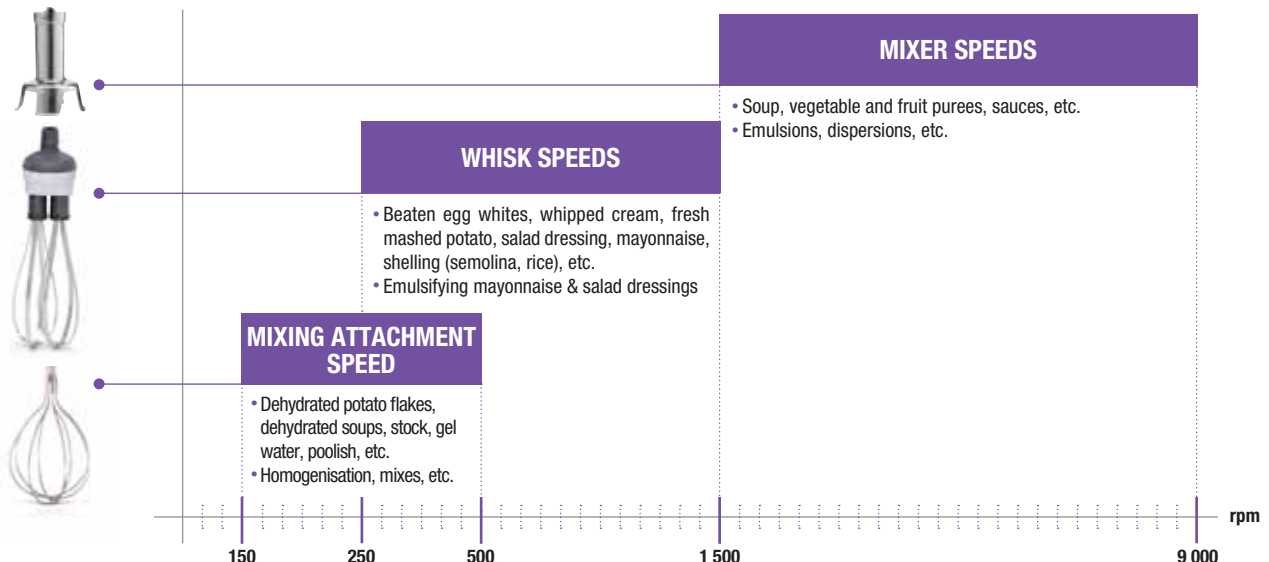
Wall support



MP 450 XL FW Ultra

Wattage	500 W
Voltage	Single phase
Speed	150 to 510 rpm (self regulating system)
Whisk	Detachable mixing attachment 690 mm long
Metal whisk box	✓
EasyPlug	✓
Dimensions	Length 1210 mm, Ø 175 mm
Gross weight	8.6 kg
Accessories	Wall support - Included
Warranty	2 Year Warranty

MP 450 XL FW Ultra	Ref.
MP 450 XL FW Ultra 240V/50/1	34282L



[BACK TO SUMMARY](#)