

卡丽 KARAT

安装说明书 INSTALLATION INSTRUCTIONS

KARAT SOAP HOLDER / 皂碟 / 35350VN-CP

安装之前

BEFORE YOU BEGIN

所有资料是按最新出版的资料编写而成，卡丽公司保留任何时候不经过通知即可改变产品特性，包装和产品可供类型的权利。

All information is based on the latest product information available at the time of publication. Karat Co. reserves the right to make changes in product characteristics, packaging, or availability at any time without notice.

说明书包括重要的安装，保养及清洁方面的内容，请把这些资料交给客户阅读。

Please leave these instructions for the consumer. They contain important information.

注意事项:

本产品为水泥墙面或木墙面安装。如安装在其他表面可能影响产品的性能。

NOTE:

These products should be located and mounted to a wall. While it is possible to mount them to any surface, a stud or concrete mounted product will yield the best results.

危险警告: (人身伤害)

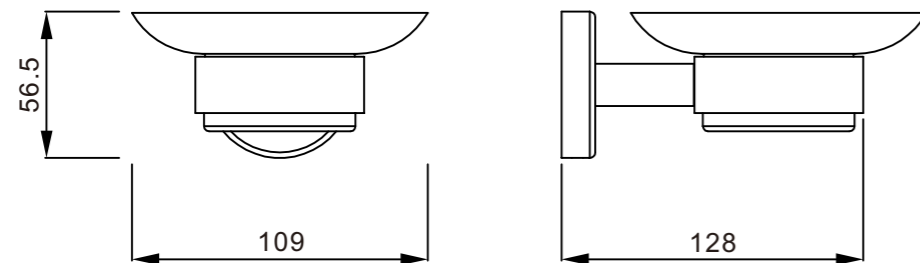
本产品不能作为扶手等支撑物使用，请勿将产品安装在可能被误认为扶手等支撑物的位置。

DANGER: (Risk of personal injury)

These products are not designed or intended for use as a grab bar or support bar. Do not install any of these products in any area where they are likely to be used inadvertently as a grab bar or support bar.

尺寸图

ROUGHING-IN



以上尺寸仅供参考 The dimensions above are just for reference.

安装步骤

INSTALLATION

在垂直面的墙壁，选择一个合适的安装位置安装支架。如图Fig. 1所示，在墙壁上标记膨胀塞安装孔位置，确保底座大安装孔上，小安装孔在下，两螺钉孔铅锤。根据膨胀塞直径钻孔。

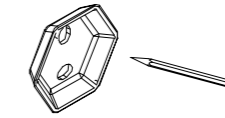


Fig.1

如图Fig. 2所示，将膨胀塞（5）塞入孔中，用自攻钉（6）固定底座（1），确保底座大安装孔在上，小安装孔在下，两螺钉孔铅锤。

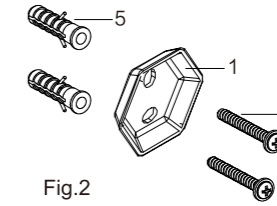
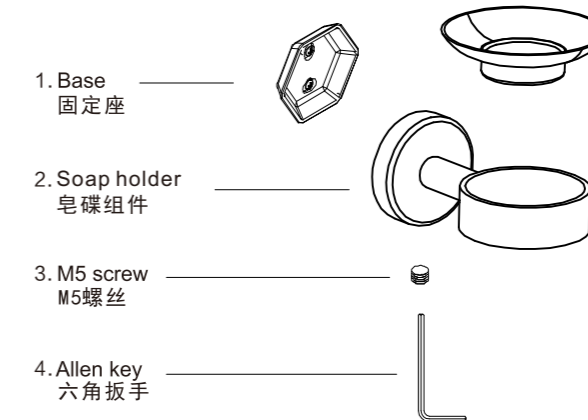


Fig.2

Select a suitable location to install the bracket on the vertical wall. Mark the position of the expansion plug mounting holes on the wall (As shown in Fig.1); Make sure that the large mounting holes of the base are on the top, the small mounting holes are on the bottom, and the two screw holes are plumb. Drill holes according to the diameter of the expansion plug. Insert the expansion plug (5) into the hole (As shown in Fig.2), fix the base (1) with the self-tapping screw (6), keep the large mounting hole on the top, the small mounting hole on the bottom, and the two screw holes are plumb.

35350VN-CP



KOHLER ASIA PACIFIC LIMITED

Address: 14/F, No.88 Gloucester Road, Wanchai, Hong Kong