

## Overview

---

The CBR Series is a new lineup of passive loudspeakers developed by adopting the extensive knowledge of speaker design and acoustic technologies that Yamaha has accrued over a long and storied history of making speakers of every kind. Combining a meticulous materials selection process, thorough customization of the audio components, and a fresh, innovative approach to speaker design, our engineering team's primary focus was to deliver high-power, high-definition sound in a highly portable and versatile design that is equally at home in front-of-house, floor monitoring, or rigged configurations. The CBR12 represents a perfect balance of size and performance. Ideal for front-of-house, floor monitoring or even rigged applications, the CBR12 is an ideal choice for a wide range of applications.



## Features

---

- 12" 2-Way Loudspeaker
- Custom-designed transducers and top-quality components add up to unequalled performance
- Extremely accurate 90 x 60 constant directivity horn
- Durable, compact plastic enclosures
- Symmetrical enclosure design for mirror-mode floor monitoring
- Input connectors supporting both speakON and phone plugs
- Installable with eye bolt rigging and brackets

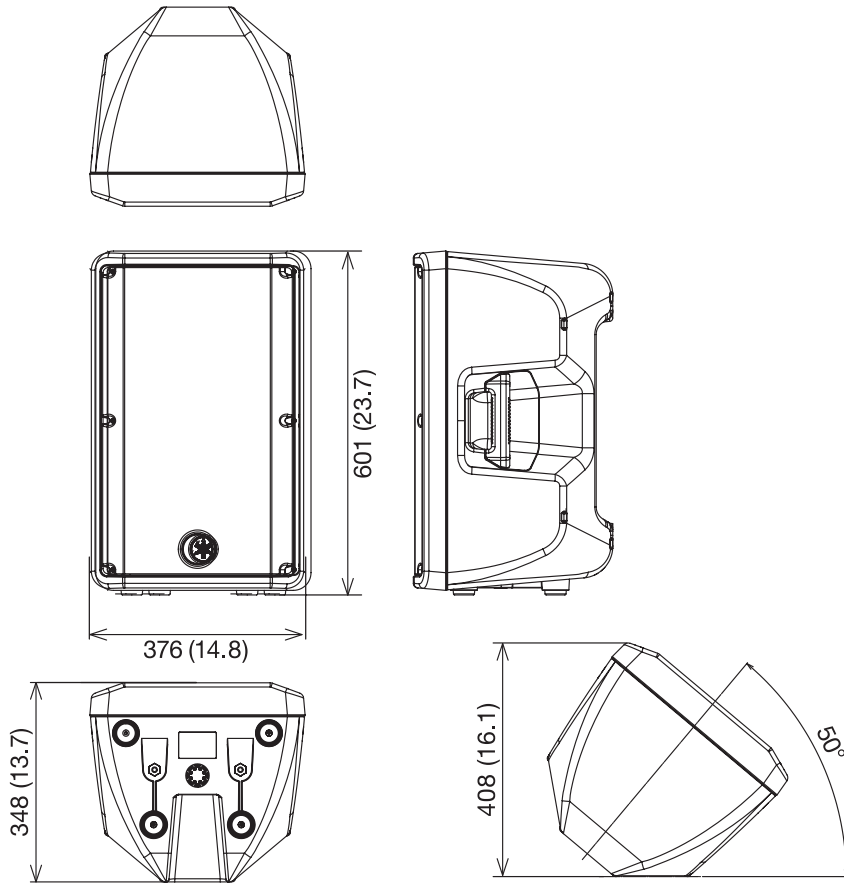
## Specifications

### General Specifications

System Type		2-way Speaker, Bass-reflex Type
Components	LF	12" cone, 2" voice coil, Ferrite Magnet
	HF	1.4" compression driver, 1" throat, Ferritex Magnet
Frequency Range	(-10dB)	48Hz-20kHz
Crossover Frequency		2.1kHz
Coverage Angle (Horizontal x Vertical)		90° x 60° Constant directivity horn
Nominal Impedance		8Ω
Power Rating	NOISE	175W
	PGM	350W
	MAX	700W
Sensitivity (1W, 1m)		96dB SPL
Maximum SPL (Calculated, 1m)		125dB SPL
Floor Monitor Angle		50° Symmetrical
Connectors		1/4" Phone x 1, speakON NL4MP x 1
Rigging Points		Bottom x 2, Rear x 1 (Fit for M8 x 15mm Eyebolts)
Pole Socket		Ø35mm (Bottom x 1)
Handle		Side x 2
Material, Finish, Color		Plastic, Black
Dimensions (W×H×D)		376mm x 601mm x 348mm (14.8" x 23.7" x 13.7") with rubber feet
Net Weight		13.9kg (30.6lbs)
Packaging		Single
Optional Accessories		BBS251, BCS251, BWS251-300, BWS251-400, SPCVR-1201

## Dimensions

Unit: mm (inch)



## Options

- |                   |            |
|-------------------|------------|
| • Baton Bracket   | BBS251     |
| • Ceiling Bracket | BCS251     |
| • Wall Bracket    | BWS251-300 |
| • Wall Bracket    | BWS251-400 |
| • Speaker Cover   | SPCVR-1201 |

## Architectural and Engineering Specifications

---

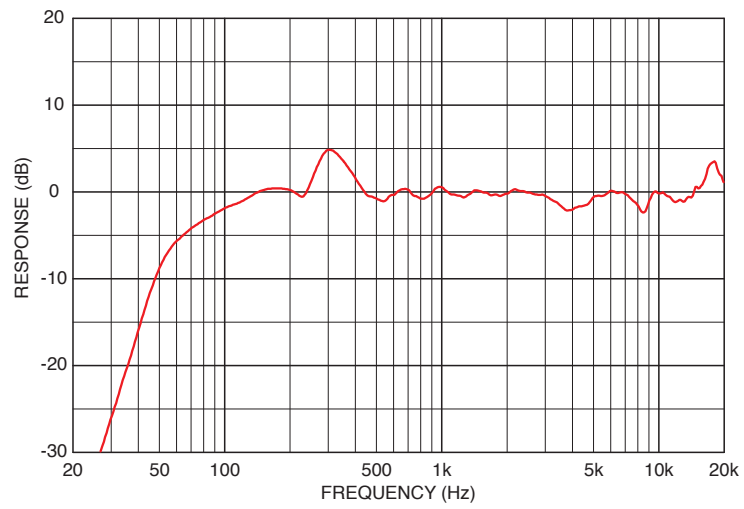
The Yamaha CBR12 Loudspeaker shall be a two-way bass-reflex type full-range loudspeaker system having a single 12" cone driver with a 2" voice coil for the low frequencies and a 1.4" compression driver with a 1" throat for the high frequencies.

The CBR12 Loudspeaker shall meet the following performance criteria: Sensitivity shall be 96dB SPL at 1 watt/1 meter, frequency response shall be 48Hz to 20kHz at 10dB below rated sensitivity, nominal coverage angle shall be 90° horizontal and 60° vertical via a constant directivity horn. Maximum power ratings shall be 250 watts noise, 500 watts program, and 1000 watts peak into 8 ohms.

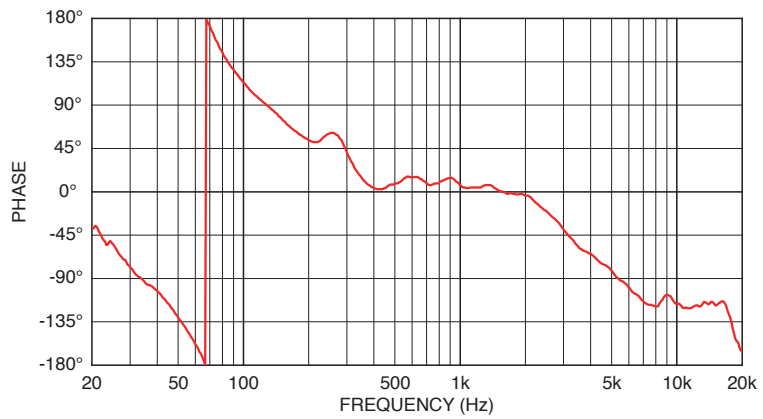
The loudspeaker shall have a 1/4" phone jack, and a SPEAKON Neutrik NL4MP connector for input. The cabinet shall be constructed of plastic and have handles. The cabinet shall also have threaded mounting points for M8 eyebolts (bottom x 2, rear x 1) and a 35 mm pole socket.

Dimensions shall be 376 (W) x 601 (H) x 348 (D) mm. Weight shall be no more than 13.9 kg.

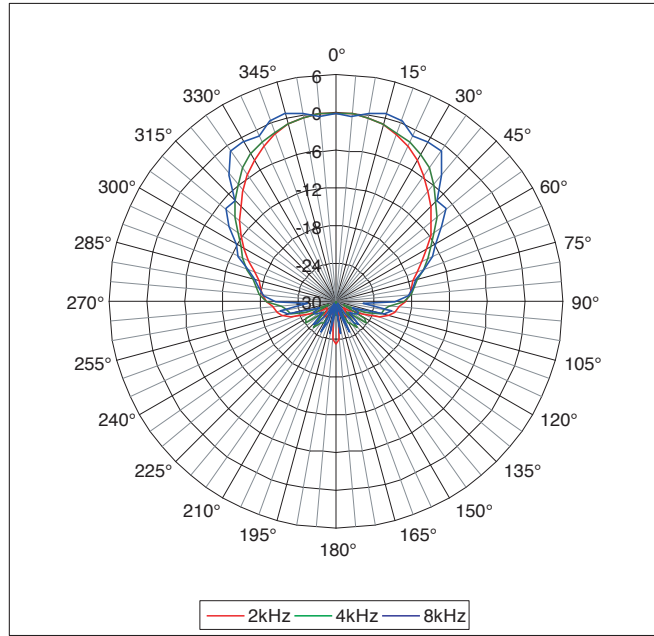
## Frequency Response



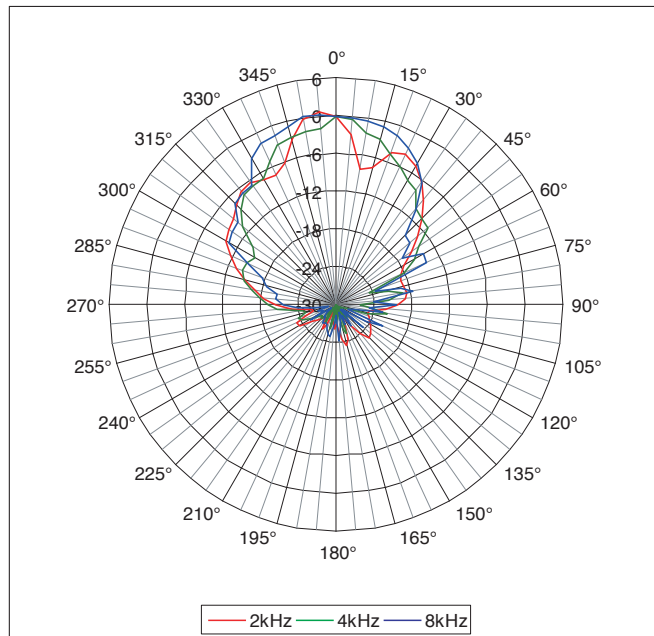
## Phase Response



## Horizontal Polar Plots



## Vertical Polar Plots



\*All information subject to change without notice.

\*All trademarks and registered trademarks are property of their respective owners.

Created in March, 2017