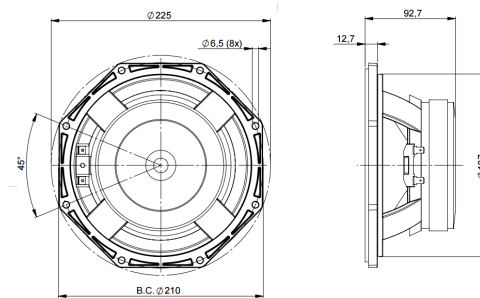


8FG51

LF Drivers - 8.0 Inches

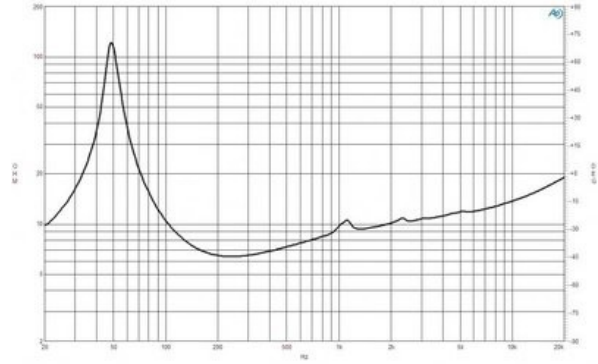
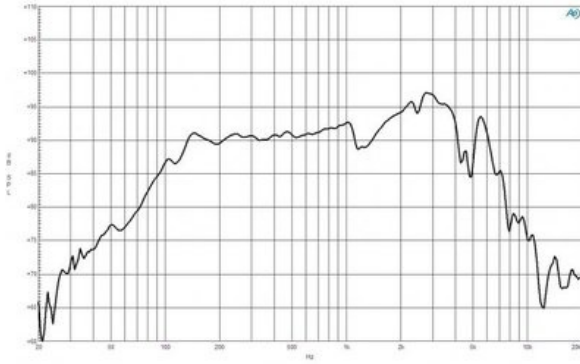


- 500 W continuous program power capacity
- 51 mm (2 in) copper voice coil
- 50 - 4000 Hz response
- 93 dB sensitivity
- Shorting copper cap for extended HF response
- Ventilated voice coil gap for reduced power compression



8FG51

LF Drivers- 8.0 Inches



SPECIFICATIONS

Nominal diameter	200 mm (8.0 in)
Nominal impedance	8 Ω
Minimum impedance	6.5 Ω
Nominal power handling ¹	250 W
Continuous power handling ²	500 W
Sensitivity (1W/1m) ³	93.0 dB
Frequency range	50 - 4000 Hz
Voice coil diameter	51 mm (2.0 in)
Winding material	Copper
Former material	Glass Fibre
Winding depth	17 mm (0.65 in)
Magnetic gap depth	8 mm (0.31 in)
Flux density	1.15 T

DESIGN

Surround shape	Roll
Cone shape	Exponential
Magnet material	Ferrite
Spider	Single
Pole design	T-Pole
Woofer cone treatment	WP Waterproof Front Side
Recommended enclosure	17.0 dm ³ (0.6 ft ³)
Recommended tuning	52 Hz

PARAMETERS

F _s	49 Hz
R _e	5.1 Ω
Q _{es}	0.34
Q _{ms}	9.0
Q _{ts}	0.32
V _{as}	20.0 dm ³ (0.71 ft ³)
S _d	220.0 cm ² (34.1 in ²)
η _o	0.7 %
X _{max}	6.5 mm
X _{var}	8.0 mm
M _{ms}	35 g
Bl	12.9 Txm
Le	0.5 mH
EBP	144 Hz

MOUNTING AND SHIPPING INFO

Overall diameter	225 mm (8.8 in)
Bolt circle diameter	210 mm (8.3 in)
Baffle cutout diameter	187.0 mm (7.4 in)
Depth	93 mm (3.7 in)
Flange and gasket thickness	11 mm (0.43 in)
Air volume occupied by driver ¹	1.5 dm ³ (0.05 ft ³)
Net weight	3.5 kg (7.7 lb)
Shipping units	1
Shipping weight	3.9 kg (8.6 lb)
Shipping box	300x160x180 mm (11.8x6.3x7.1 in)

SERVICE KIT

RCK008FG518

1. 2 hours test made with continuous pink noise signal (6 dB crest factor) within the range F_s-10F_s. Power calculated on rated minimum impedance. Loudspeaker in free air.
2. Power on Continuous Program is defined as 3 dB greater than the Nominal rating.
3. Applied RMS Voltage is set to 2.83 V for 8 ohms Nominal Impedance.