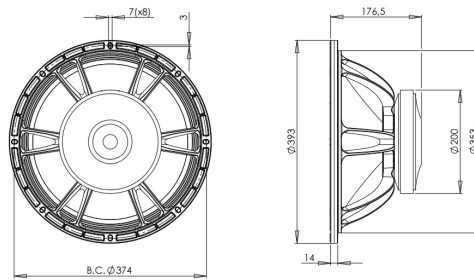


15FW76

LF Drivers - 15.0 Inches

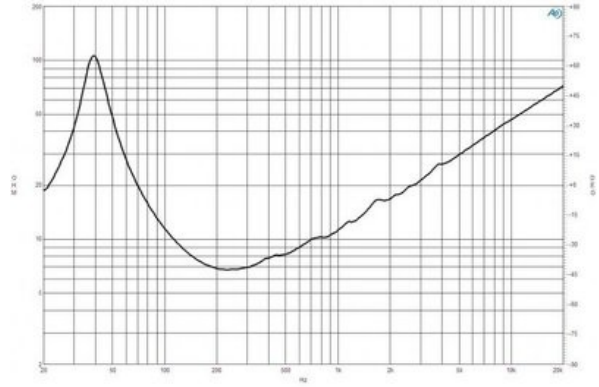
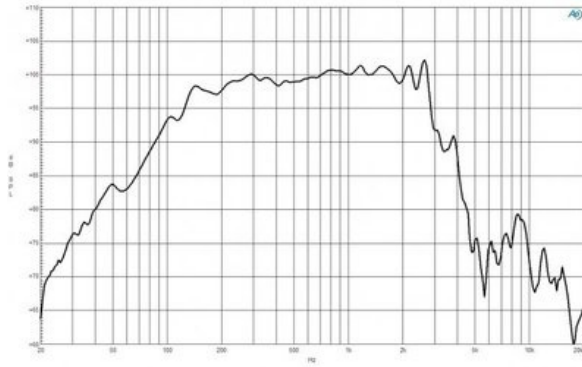


- 1000 W continuous program power capacity
- 76 mm (3 in) copper voice coil
- 40 - 2000 Hz response
- 100 dB sensitivity
- Aluminium demodulating ring allows a very low distortion figure
- Double silicone spider and ventilated voice coil gap



15FW76

LF Drivers- 15.0 Inches



SPECIFICATIONS

Nominal diameter	380 mm (15.0 in)
Nominal impedance	8 Ω
Minimum impedance	6.4 Ω
Nominal power handling ¹	500 W
Continuous power handling ²	1000 W
Sensitivity (1W/1m) ³	100.0 dB
Frequency range	40 - 2000 Hz
Voice coil diameter	76 mm (3.0 in)
Winding material	Copper
Former material	Glass Fibre
Winding depth	19 mm (0.75 in)
Magnetic gap depth	11 mm (0.43 in)
Flux density	1.25 T

DESIGN

Surround shape	Triple Roll
Cone shape	Exponential
Magnet material	Ferrite
Spider	Double Silicone
Pole design	T-Pole
Woofer cone treatment	WP Waterproof Front Side
Recommended enclosure	80.0 dm ³ (2.82 ft ³)
Recommended tuning	50 Hz

PARAMETERS

Fs	40 Hz
Re	5.1 Ω
Qes	0.22
Qms	5.1
Qts	0.21
Vas	138.0 dm ³ (4.9 ft ³)
Sd	855.0 cm ² (132.5 in ²)
η _o	3.9 %
Xmax	7.0 mm
Xvar	8.0 mm
Mms	117 g
Bl	26.2 Txm
Le	1.4 mH
EBP	181 Hz

MOUNTING AND SHIPPING INFO

Overall diameter	393 mm (15.5 in)
Bolt circle diameter	374 mm (14.7 in)
Baffle cutout diameter	354.0 mm (13.9 in)
Depth	177 mm (6.97 in)
Flange and gasket thickness	14 mm (0.55 in)
Air volume occupied by driver	5.5 dm ³ (0.19 ft ³)
Net weight	9.2 kg (20.2 lb)
Shipping units	1
Shipping weight	10.5 kg (23.1 lb)
Shipping box	420x420x200 mm (16.5x16.5x7.9 in)

SERVICE KIT

RCK15FW768

1. 2 hours test made with continuous pink noise signal (6 dB crest factor) within the range Fs-10Fs. Power calculated on rated minimum impedance. Loudspeaker in free air.
2. Power on Continuous Program is defined as 3 dB greater than the Nominal rating.
3. Applied RMS Voltage is set to 2.83 V for 8 ohms Nominal Impedance.