

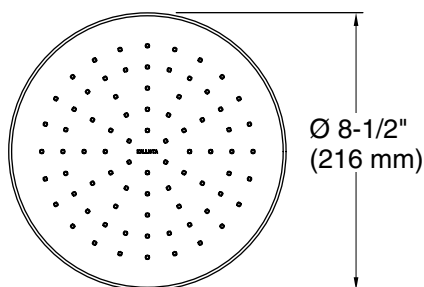
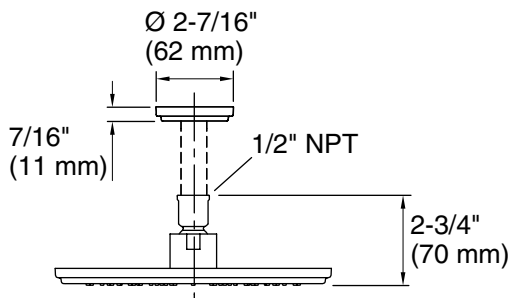
FEATURES

- Solid brass construction for durability and reliability
- Single-function rain showerhead
- Air-induced spray technology
- Optimized sprayface for maximum performance
- 1/2" NPT connection
- Small Air-Induction Contemporary Raindome in 1.75 gal/min (6.6 l/min) or 2.5 gal/min (9.5 l/min)
- Large Air-Induction Contemporary Raindome in 2.5 gal/min (9.5 l/min)
- Complements Kallista faucets and fixtures

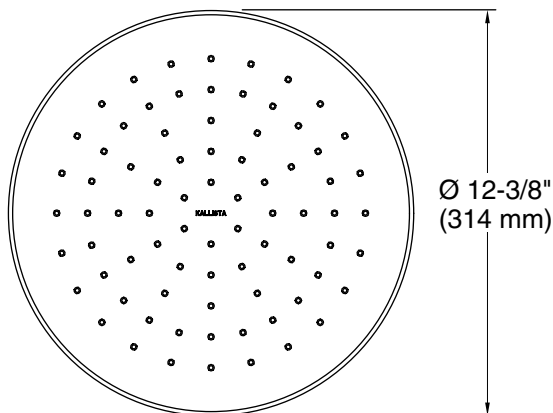
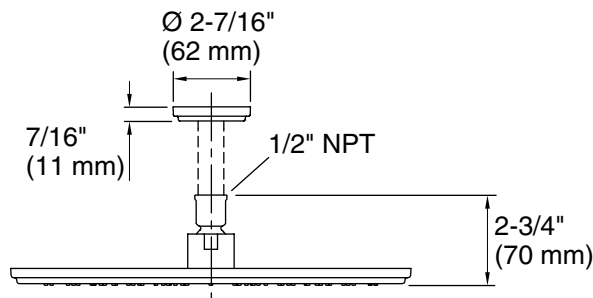
CODES/STANDARDS APPLICABLE

- Specified model meets or exceeds the following:
- ASME A112.18.1/CSA B125.1
 - Energy Policy Act of 1992
 - EPA Watersense (P21512-G)

P21512, P21513



P21512-00
P21512-G



P21513-00

SPECIFIED MODEL

Model	Description	Finishes				
P21512-G	Small Air-Induction 1.75 gal/min (6.6 l/min)	<input type="checkbox"/> CP Polished Chrome	<input type="checkbox"/> AD Nickel Silver	<input type="checkbox"/> AF French Gold	<input type="checkbox"/> AG Brushed Nickel	
		<input type="checkbox"/> BL Matte Black	<input type="checkbox"/> GN Gunmetal	<input type="checkbox"/> ULB Unlacquered Brass		
P21512-00	Small Air-Induction 2.5 gal/min (9.5 l/min)	<input type="checkbox"/> CP Polished Chrome	<input type="checkbox"/> AD Nickel Silver	<input type="checkbox"/> AF French Gold	<input type="checkbox"/> AG Brushed Nickel	
		<input type="checkbox"/> LB Bronze	<input type="checkbox"/> GN Gunmetal	<input type="checkbox"/> BL Matte Black		
P21513-00	Large Air-Induction 2.5 gal/min (9.5 l/min)	<input type="checkbox"/> CP Polished Chrome	<input type="checkbox"/> AD Nickel Silver	<input type="checkbox"/> AF French Gold	<input type="checkbox"/> ULB Unlacquered Brass	
		<input type="checkbox"/> LB Bronze	<input type="checkbox"/> W7 Black Nickel	<input type="checkbox"/> GN Gunmetal	<input type="checkbox"/> AG Brushed Nickel	
Required Arm Options						
P21520-00	3" Ceiling-Mount Shower Arm	<input type="checkbox"/> CP Polished Chrome	<input type="checkbox"/> AD Nickel Silver	<input type="checkbox"/> N Gunmetal	<input type="checkbox"/> AF French Gold	<input type="checkbox"/> AG Brushed Nickel
		<input type="checkbox"/> ULB Unlacquered Brass	<input type="checkbox"/> W7 Black Nickel	<input type="checkbox"/> LB Bronze	<input type="checkbox"/> BL Matte Black	<input type="checkbox"/> BV Brushed Bronze
P21521-00	6" Ceiling-Mount Shower Arm	<input type="checkbox"/> CP Polished Chrome	<input type="checkbox"/> AD Nickel Silver	<input type="checkbox"/> N Gunmetal	<input type="checkbox"/> AF French Gold	<input type="checkbox"/> AG Brushed Nickel
		<input type="checkbox"/> ULB Unlacquered Brass	<input type="checkbox"/> W7 Black Nickel	<input type="checkbox"/> LB Bronze	<input type="checkbox"/> BL Matte Black	<input type="checkbox"/> BV Brushed Bronze
P21522-00	12" Ceiling-Mount Shower Arm	<input type="checkbox"/> CP Polished Chrome	<input type="checkbox"/> AD Nickel Silver	<input type="checkbox"/> N Gunmetal	<input type="checkbox"/> AF French Gold	<input type="checkbox"/> AG Brushed Nickel
		<input type="checkbox"/> ULB Unlacquered Brass	<input type="checkbox"/> W7 Black Nickel	<input type="checkbox"/> LB Bronze	<input type="checkbox"/> BL Matte Black	<input type="checkbox"/> BV Brushed Bronze
P21523-00	Wall-Mount Shower Arm	<input type="checkbox"/> CP Polished Chrome	<input type="checkbox"/> AD Nickel Silver	<input type="checkbox"/> N Gunmetal	<input type="checkbox"/> AF French Gold	<input type="checkbox"/> AG Brushed Nickel
		<input type="checkbox"/> ULB Unlacquered Brass	<input type="checkbox"/> W7 Black Nickel	<input type="checkbox"/> LB Bronze	<input type="checkbox"/> BL Matte Black	<input type="checkbox"/> BV Brushed Bronze

We reserve the right to make revisions without notice in the design of products or in packaging unless this right has specifically been waived at the time the order is accepted.