


# XSH-STYLE SPECIFICATIONS

## TECHNICAL DATA SHEET



### MATERIALS

- |                                       |                                 |
|---------------------------------------|---------------------------------|
| 1. Shell & cap / Main body: FRP       | 9. Tube sheet: PVC/FRP          |
| 2. Closure cover plate: FRP           | 10. Guide plate: PVC/PP         |
| 3. Support legs: Carbon Steel painted | 12. Closure bolts: SS 316       |
| 4. Inlet flange: FRP                  | 13. Main body gaskets: EPDM     |
| 5. Outlet flange: FRP                 | 14. Hoist (lifting arm): SS 316 |
| 6. Air vent: FRP                      | 15. Support rod: PA + FRP       |
| 7. Clean drain: FRP                   | 16. Cartridge element: PP       |
| 8. Deflector plate: FRP               | 17. Dirty drain: FRP            |

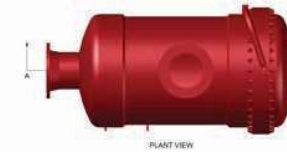


### CHARACTERISTICS

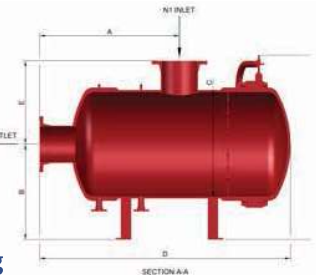
- Flow rates: 245.2500 m<sup>3</sup>/h
- N° elements: 90-335
- Elements length: 30/40/50/70
- Cartridge flow: Outside-inside or inside-outside
- Housing layout: Horizontal
- Features: Side inlet/ bottom outlet davit arm available available for both Ø 2.5 and Ø 6.0 elements
- Optional: Swing bolts
- Ideal: High flows and stand alone
- Design pressure: 6/10 bar



ISOMETRIC VIEW



PLANT VIEW



SECTION A-A

### XSH-STYLE Side Inlet Higher Flow Cartridge Filter Housing

Filter Housing model reference	Cartridges Qty. x Length	Flow at 3gpm - 0,68 m <sup>3</sup> /h per 10"	Flow at 4gpm - 0,91 m <sup>3</sup> /h per 10"	Flow at 5gpm - 1,12 m <sup>3</sup> /h per 10"	N1 / N2 (inch/mm)	Dimensions (inch/mm)				
						A	B	C	D	E
XSH-PCF-90-40	90 x 40	1080 / 245	1440 / 328	1800 / 403	10 / 250	45 / 1138	36 / 914	31 / 800	77 / 1964	28 / 700
XSH-PCF-90-50	90 x 50	1350 / 306	1800 / 410	2250 / 504	10 / 250	55 / 1392	36 / 914	31 / 800	87 / 2218	28 / 700
XSH-PCF-118-40	118 x 40	1416 / 321	1888 / 430	2360 / 529	10 / 250	46 / 1159	36 / 914	35 / 900	80 / 2028	30 / 750
XSH-PCF-118-50	118 x 50	1770 / 401	2360 / 537	2950 / 661	12 / 300	56 / 1413	36 / 914	35 / 900	90 / 2282	30 / 750
XSH-PCF-118-70	118 x 70	2478 / 562	3304 / 752	4130 / 925	14 / 350	76 / 1921	36 / 914	35 / 900	110 / 2790	30 / 750
XSH-PCF-150-40	150 x 40	1800 / 408	2400 / 546	3000 / 672	12 / 300	49 / 1237	36 / 914	39 / 1000	84 / 2127	33 / 850
XSH-PCF-150-50	150 x 50	2250 / 510	3000 / 683	3750 / 840	14 / 350	59 / 1491	36 / 914	39 / 1000	94 / 2381	33 / 850
XSH-PCF-150-70	150 x 70	3150 / 714	4200 / 956	5250 / 1176	16 / 400	79 / 1999	36 / 914	39 / 1000	114 / 2889	33 / 850
XSH-PCF-180-40	180 x 40	2160 / 490	2880 / 655	3600 / 806	14 / 350	49 / 1235	36 / 914	43 / 1100	87 / 2206	35 / 900
XSH-PCF-180-50	180 x 50	2700 / 612	3600 / 819	4500 / 1008	14 / 350	59 / 1489	36 / 914	43 / 1100	97 / 2460	35 / 900
XSH-PCF-180-70	180 x 70	3780 / 857	5040 / 1147	6300 / 1411	18 / 450	79 / 1997	36 / 914	43 / 1100	117 / 2968	35 / 900
XSH-PCF-215-40	215 x 40	2580 / 585	3440 / 783	4300 / 963	14 / 350	51 / 1283	36 / 914	47 / 1200	91 / 2305	37 / 950
XSH-PCF-215-50	215 x 50	3225 / 731	4300 / 978	5375 / 1204	16 / 400	61 / 1537	36 / 914	47 / 1200	101 / 2559	37 / 950
XSH-PCF-215-70	215 x 70	4515 / 1023	6020 / 1370	7525 / 1686	18 / 450	81 / 2045	36 / 914	47 / 1200	121 / 3067	37 / 950
XSH-PCF-260-40	260 x 40	3120 / 707	4160 / 946	5200 / 1165	16 / 400	52 / 1311	36 / 914	51 / 1300	94 / 2384	41 / 1050
XSH-PCF-260-50	260 x 50	3900 / 884	5200 / 1183	6500 / 1456	18 / 450	62 / 1565	36 / 914	51 / 1300	104 / 2638	41 / 1050
XSH-PCF-260-70	260 x 70	5460 / 1238	7280 / 1656	9100 / 2038	20 / 500	82 / 2073	36 / 914	51 / 1300	124 / 3146	41 / 1050
XSH-PCF-295-40	295 x 40	3540 / 802	4720 / 1074	5900 / 1322	16 / 450	52 / 1333	36 / 914	55 / 1400	96 / 2450	43 / 1100
XSH-PCF-295-50	295 x 50	4425 / 1003	5900 / 1342	7375 / 1652	18 / 500	62 / 1587	36 / 914	55 / 1400	106 / 2704	43 / 1100
XSH-PCF-295-70	295 x 70	6195 / 1404	8260 / 1879	10325 / 2313	24 / 550	82 / 2095	36 / 914	55 / 1400	126 / 3212	43 / 1100
XSH-PCF-335-40	335 x 40	4020 / 911	5360 / 1219	6700 / 1501	18 / 450	53 / 1355	36 / 914	59 / 1500	99 / 2514	45 / 1150
XSH-PCF-335-50	335 x 50	5025 / 1139	6700 / 1524	8375 / 1876	20 / 500	63 / 1609	36 / 914	59 / 1500	109 / 2768	45 / 1150
XSH-PCF-335-70	335 x 70	7035 / 1595	9380 / 2134	11725 / 2626	24 / 600	83 / 2117	36 / 914	59 / 1500	129 / 3276	45 / 1150