

Welcome to the interactive experience by APE Grupo
Bienvenidos a una experiencia interactiva de APE Grupo

NATURE

the WOOD SELECTION

apegrupo



A

Nature, intangible health

Nature,
la salud
inmaterial



B

We spend more than 80% of our time indoors. However, contact with nature is essential to our health and well-being. "Nature, the wood selection";, was created as a tool to create spaces which are in touch with the world of plants. Natural-looking ceramic woods that explore the beauty of the outdoors, bringing it indoors in a harmonious, functional and emotional way.

Pasamos más del 80% del tiempo en espacios interiores. Sin embargo el contacto con la naturaleza es esencial para nuestra salud y bienestar. "Nature, the wood selection", nace como una herramienta para crear espacios en contacto con el mundo vegetal. Maderas cerámicas llenas de naturalidad que explora la belleza exterior para traerla al interior de los espacios de una forma armónica, funcional y llena de emoción.

A Sunset landscape in Ben Lui, Scotland.

Aerial photography by **Jonny McKenna**.

Atardeceres en Ben Lui, Escocia.

Fotografía aérea de **Jonny McKenna**.

B Bark detail of a eucalyptus.

Detalle de la corteza de un eucalipto.

"There is no better designer than nature"
"No hay mejor diseñador que la naturaleza"

Alexander McQueen



At APE Grupo, we strongly believe this, and we have created a selection of ceramic woods which are faithful to their essence: simple, pure and full of life. Our Nature collection is a demonstration of the great variety present in nature.

Convencidos de ello, en APE Grupo hemos creado una selección de maderas cerámicas fieles a su esencia: sencillas, puras y llenas de vida. Nuestra colección Nature es una demostración de la gran variedad que la naturaleza nos puede ofrecer.

The ceramic digital revolution

La revolución digital de la cerámica

the WOOD SELECTION



Bye, bye, limitations! We use the most innovative manufacturing technologies to faithfully recreate wood in a sustainable and efficient manner. It also allows us to adjust the colour and texture, with brilliant results. The best part is that we have improved on the technical qualities of wood, without losing an ounce of its character.

Bye, bye, limitaciones! Utilizamos algunas de las tecnologías de fabricación más innovadoras que nos permiten reproducir fielmente la madera de una manera sostenible y eficiente. Además podemos jugar con el color y la decoración con un resultado competitivo. Y lo mejor, mejoramos las prestaciones técnicas del material natural, pero sin perder un ápice de carácter.

NATURE



Macchiato Sabbia Rect.
20x120 / 8"x48"

«Ceramic wood allows us to achieve results with natural finishes and textures thanks to the most advanced manufacturing techniques.»

«La madera cerámica nos permite tener resultados con acabados y texturas naturales gracias a las técnicas más avanzadas de fabricación.»



Mix and win

Combina y gana

the WOOD SELECTION

The Perfect Mix is our way of understanding ceramics. It's not just a building material, it's a tool for creativity. Our designs are created to be combined, and our Nature collections reflect this. Do you dare to mix it up?

The Perfect Mix es nuestra manera de entender la cerámica. No se trata solo de un material de construcción, es una herramienta para la creatividad. Nuestros diseños están pensados para combinar y las colecciones de Nature son una muestra de ello. ¿Te atreves a mezclar?



NATURE




















Collections

Colecciones

simbología interactiva

interactive symbols

-  REPRODUCIR VIDEO / PLAY VIDEO
-  REPRODUCIR VISTA 360° / PLAY 360° VIEW
-  COLECCIÓN WEB / WEB COLLECTION
-  IR A COLECCIÓN / GO TO COLLECTION
-  APEGRUPO WEB

-  **Alabama** (p. 15)
-  **Apalache** (p. 23)
-  **Canadá** (p. 29)
-  **Canaima** (p. 33)
-  **Copenhague** (p. 37)
-  **Giza** (p. 41)
-  **Havana** (p. 45)
-  **Jaipur** (p. 51)
-  **Koen** (p. 57)
-  **Luxor** (p. 69)
-  **Oregon** (p. 73)
-  **Palermo** (p. 81)
-  **Portobello** (p. 89)
-  **Project / Time** (p. 93)
-  **Quebec** (p. 97)
-  **Triana** (p. 101)
-  **Wabi sabi** (p. 111)
-  **Wonderwood** (p. 119)
-  **Work** (p. 123)



Alabama

ALABAMA FAGGIO RECT. 20X120 / PELDAÑO RECTO ANT.C3 ALABAMA FAGGIO 33X120





ANTI-SLIP ALABAMA QUERCIA RECT. 20X120 / PELDAÑO RECTO ANT. C3 ALABAMA QUERCIA 33X120

360°




NOA NEBBIA RECT. 75X75

1.




Artico



Quercia



Nebbia



Cenere



Faggio



Sandalo

the WOOD SELECTION

1. **Alabama Artico Rect.**

20X120 / 8"X48" R53/M

Alabama Quercia Rect.

20X120 / 8"X48" R53/M

Alabama Nebbia Rect.

20X120 / 8"X48" R53/M

Alabama Cenere Rect.

20X120 / 8"X48" R53/M

Alabama Faggio Rect.

20X120 / 8"X48" R53/M

Alabama Sandalo Rect.

20X120 / 8"X48" R53/M

Anti-Slip Alabama Quercia Rect.

20X120 / 8"X48" N71/M

Anti-Slip Alabama Nebbia Rect.

20X120 / 8"X48" N71/M

Anti-Slip Alabama Cenere Rect.

20X120 / 8"X48" N71/M

Anti-Slip Alabama Sandalo Rect.

20X120 / 8"X48" N71/M

NATURE

Packing list · Embalaje

FORMATO PZAS PIECES SIZE	PZS/CAJA TILES/BOX	M2/CAJA SQM/BOX	KG/CAJA KG/BOX	CAJAS/PALLET BOXES/PALLET	M2/PALLET SQM/PALLET	KG/PALLET KG/PALLET
75X75	3	1.69	41.36	30	50.70	1241
20X120	6	1.44	31.98	44	63.36	1407
25X29	18	1.00	22.89	48	48.00	1099

Technical characteristics · Características técnicas

PORCELÁNICO / PORCELAIN TILES

MATE / MATT

VARIACION MODERADA / MODERATE VARIATION

ESPESOR / THICKNESS:
20X120 - 10,5mm/0,41"
75X75 - 10,5mm/0,41"

Alabama

/ 75X75 - 25X29 30"X30" - 10"X11"



2.
C2 R11




3.
C2 R11



4.
C2 R11



5.
N



6.
N



7.
N

the WOOD SELECTION

2. **Decowood White Mix**
25X29 / 10"X11" R96/M

3. **Decowood Snow Mix**
25X29 / 10"X11" R96/M

4. **Decowood Haya Mix**
25X29 / 10"X11" R96/M

5. **Noa Artico Rect.**
75X75 / 30"X30" N46/M

6. **Noa Nebbia Rect.**
75X75 / 30"X30" N46/M

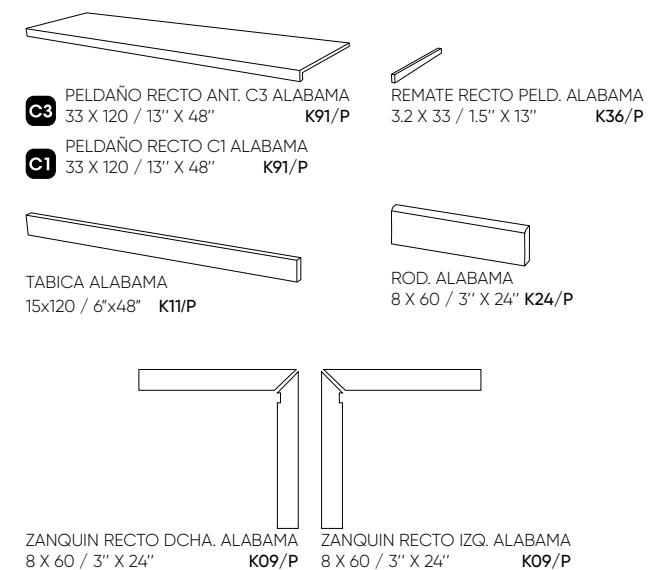
7. **Noa Faggio Rect.**
75X75 / 30"X30" N46/M



NATURE

Piezas especiales · Special pieces

N R11 C3



DISPONIBLE EN TODOS LOS COLORES/AVAILABLE IN ALL COLORS



PELDAÑO RECTO ALABAMA



Apalache

APALACHE MIELE MATT RECT. 20X120

1.



Sabbia



Miele



Sandalo



Tabacco



Grigio

the WOOD SELECTION

NATURE

1. Apalache Sabbia Matt Rect.

20X120 / 8"X48" J10/M

Apalache Miele Matt Rect.

20X120 / 8"X48" J10/M

Apalache Sandalo Matt Rect.

20X120 / 8"X48" J10/M

Apalache Tabacco Matt Rect.

20X120 / 8"X48" J10/M

Apalache Grigio Matt Rect.

20X120 / 8"X48" J10/M

Características técnicas y embalaje · Technical characteristics & packing list

P PORCELÁNICO/PORCELAIN TILES

RE RECTIFICADO/RECTIFIED

ES ESPESOR/THICKNESS:
20X120- 10,5mm/0,4"

M MATE/MATT

V2 VARIACION LEVE/SLIGHT VARIATION

FORMATO PZAS PIECES SIZE	PZS/CAJA TILES/BOX	M2/CAJA SQM/BOX	KG/CAJA KG/BOX	CAJAS/PALLET BOXES/PALLET	M2/PALLET SQM/PALLET	KG/PALLET KG/PALLET
20X120	7	1,68	32,00	44	73,92	1.428

Piezas especiales · Special pieces

DISPONIBLE EN TODOS LOS COLORES/AVAILABLE IN ALL COLORS



ROD. APALACHE
10 X 120 / 4" X 48" K02/P

Apalache

/ 20X60 8"X24"



UMBER SABBIA
20 X 60 / 8" x 24" J12/M



UMBER SANDALO
20X60 / 8"x24" J12/M



UMBER GRIGIO
20X60 / 8"x24" J12/M

the WOOD SELECTION

Características técnicas y embalaje · Technical characteristics & packing list

PB PASTA BLANCA/WHITE BODY

M MATE/MATT

TH ESPESOR/THICKNESS:
8mm/0,3"

WT REVESTIMIENTO/WALL TILE

V2 VARIACION LEVE/SLIGHT VARIATION

FORMATO SIZE FORMAT VERPACKUNG	PZS/CAJA TILES/BOX PIÈCES/BOITE STK/BOX	M²/CAJA SQM/BOX MÈTRES/BOITE M²/BOX	Kg/CAJA Kg/BOX Kg/BOITE Kg/BOX	CAJAS/PALLET BOXES/PALLET BOITES/PALLETTE BOX/PALLET	M²/PALLET SQM/PALLET MÈTRES/PALLETTE M²/PALLET	Kg/PALLET Kg/PALLET MÈTRES/PALLETTE Kg/PALLET
20X60	10	1,20	19,84	64	76,80	1.290



APALACHE GRIGIO MATT RECT. 20X120 / OPSAY BIANCO 20X60 / UMBER GRIGIO 20X60

NATURE



Canadá

CANADÁ ROBLE 15X90



1.

1. Canadá Nogal

15X90 / 6"X36" J13/M

Canadá Roble

15X90 / 6"X36" J13/M



Nogal



Roble

the WOOD SELECTION

NATURE

Características técnicas y embalaje · Technical characteristics & packing list

P PORCELÁNICO/PORCELAIN TILES

V2 VARIACION LEVE/ SLIGHT VARIATION

M MATE/MATT

H ESPESOR/THICKNESS:
15X90 - 8,5mm / 0,33"

FORMATO PZAS PIECES SIZE	PZS/CAJA TILES/BOX	M2/CAJA SQM/BOX	KG/CAJA KG/BOX	CAJAS/PALLET BOXES/PALLET	M2/PALLET SQM/PALLET	KG/PALLET KG/PALLET
15X90	8	1.08	22.29	48	51.84	1070

Piezas especiales · Special pieces

DISPONIBLE EN TODOS LOS COLORES/AVAILABLE IN ALL COLORS



ROD. CANADÁ
75 X 90 / 3" X 36" K14/P



Canaima

CANAIMA ROBLE 15X90



1.



Sand



Roble

1. Canaima Sand

15X90 / 6"X36" J13/M

Canaima Roble

15X90 / 6"X36" J13/M

the WOOD SELECTION

NATURE

Características técnicas y embalaje · Technical characteristics & packing list

P PORCELÁNICO/PORCELAIN TILES

V2 VARIACION LEVE/SLIGHT VARIATION

M MATE/MATT

H ESPESOR/THICKNESS:
15X90 - 8,5mm/0,33"

FORMATO PZAS PIECES SIZE	PZS/CAJA TILES/BOX	M2/CAJA SQM/BOX	KG/CAJA KG/BOX	CAJAS/PALLET BOXES/PALLET	M2/PALLET SQM/PALLET	KG/PALLET KG/PALLET
15X90	8	1.08	22.29	48	51.84	1070

Piezas especiales · Special pieces

DISPONIBLE EN TODOS LOS COLORES/AVAILABLE IN ALL COLORS



ROD. CANAIMA
75 X 90 / 3" X 36" K14/P



Copenhagen

COPENHAGUE ANTICO RECT 20X120



1.



Gris



Fresno



Antico

the WOOD SELECTION

NATURE

1. **Copenhagen Gris Rect.**

20X120 / 8"X48" R05/M

Copenhagen Fresno Rect.

20X120 / 8"X48" R05/M

Copenhagen Antico Rect.

20X120 / 8"X48" R05/M

Características técnicas y embalaje · Technical characteristics & packing list

P PORCELÁNICO/PORCELAIN TILES

RE RECTIFICADO/RECTIFIED

E ESPESOR/THICKNESS:
20X120 - 10mm / 0,39"

B BRILLO/SHINE

V2 VARIACION LEVE/SLIGHT VARIATION

FORMATO PZAS PIECES SIZE	PZS/CAJA TILES/BOX	M2/CAJA SQM/BOX	KG/CAJA KG/BOX	CAJAS/PALLET BOXES/PALLET	M2/PALLET SQM/PALLET	KG/PALLET KG/PALLET
20X120	4	0.96	22.19	48	46.08	1065

Piezas especiales · Special pieces

DISPONIBLE EN TODOS LOS COLORES/AVAILABLE IN ALL COLORS



ROD. COPENHAGUE
10 X 120 / 4" X 48" K02/P



Giza

GIZA QUERCIA 22,5X90



1.

1.

Giza Gris

22,5X90 / 9"X36" R92/M

Giza Quercia

22,5X90 / 9"X36" R92/M

Giza Roble

22,5X90 / 9"X36" R92/M



Gris



Quercia



Roble

the WOOD SELECTION

NATURE

Características técnicas y embalaje · Technical characteristics & packing list

P PORCELÁNICO/PORCELAIN TILES

V3 VARIACIÓN MODERADA/MODERATE VARIATION

M MATE/MATT

H ESPESOR/THICKNESS:
22,5X90 - 8,5mm / 0,33"

FORMATO PZAS PIECES SIZE	PZS/CAJA TILES/BOX	M2/CAJA SQM/BOX	KG/CAJA KG/BOX	CAJAS/PALLET BOXES/PALLET	M2/PALLET SQM/PALLET	KG/PALLET KG/PALLET
22,5X90	6	1.22	22.89	60	72.90	1374

Piezas especiales · Special pieces

DISPONIBLE EN TODOS LOS COLORES/AVAILABLE IN ALL COLORS



RODAPIÉ GIZA
7,5X90 / 3"x36" K14/P

the WOOD SELECTION



NATURE

Havana

HAVANA ALMOND 22,5X90





1.

1. **Havana Almond**

22,5X90 / 9"X36" R92/M

Havana Walnut

22,5X90 / 9"X36" R92/M

Havana Coffee

22,5X90 / 9"X36" R92/M

Havana Ash

22,5X90 / 9"X36" R92/M



Almond



Walnut



Coffee



Ash

the WOOD SELECTION

NATURE

Características técnicas y embalaje · Technical characteristics & packing list

P PORCELÁNICO/PORCELAIN TILES

V3 VARIACIÓN MODERADA/MODERATE VARIATION

M MATE/MATT

H ESPESOR/THICKNESS:
22,5X90 - 8,5mm / 0,33"

FORMATO PZAS PIECES SIZE	PZS/CAJA TILES/BOX	M2/CAJA SQM/BOX	KG/CAJA KG/BOX	CAJAS/PALLET BOXES/PALLET	M2/PALLET SQM/PALLET	KG/PALLET KG/PALLET
22,5X90	6	1.22	22.50	60	72.90	1350

Piezas especiales · Special pieces

DISPONIBLE EN TODOS LOS COLORES/AVAILABLE IN ALL COLORS



RODAPIÉ HAVANA
7,5X90 / 3"x36" K14/P



Jaipur

JAIPIR MULTI 15X90





CHEVRON JAIPUR MULTI A 9,8X46,5 / CHEVRON JAIPUR MULTI B 9,8X46,5



Multi

1. Jaipur Multi

15X90 / 6"X36" J13/M

2. Chevron Jaipur Multi A

9,8X46,5 / 4"X21" R74/M

Chevron Jaipur Multi B

9,8X46,5 / 4"X21" R74/M

the WOOD SELECTION

NATURE

Características técnicas y embalaje · Technical characteristics & packing list

P PORCELÁNICO/PORCELAIN TILES

V4 VARIACION FUERTE/SUBSTANTIAL VARIATION

R10 ESPESOR/THICKNESS:
15X90 - 8,5mm/0,33"
9,8X46,5 - 8,5mm/0,33"

M MATE/MATT

C2 CLASE 2/CLASS 2

FORMATO PZAS PIECES SIZE	PZS/CAJA TILES/BOX	M2/CAJA SQM/BOX	KG/CAJA KG/BOX	CAJAS/PALLET BOXES/PALLET	M2/PALLET SQM/PALLET	KG/PALLET KG/PALLET
9,8X46,5	10	0.46	8.79	112	51.07	985
15X90	8	1.08	21.50	48	51.84	1032

Piezas especiales · Special pieces

DISPONIBLE EN TODOS LOS COLORES/AVAILABLE IN ALL COLORS



ROD. JAIPUR MULTI
75 X 90 / 3" X 36" K14/P



Koen

ANTI-SLIP KOEN MIELE MATT RECT 20X120 / PELDAÑO RECTO ANT. C3 KOEN MIELE 33X120



1.

2.



Caramello



Caramello



Miele




Miele



Naturale



Naturale



Cenere



Tabacco

the WOOD SELECTION

NATURE

1. **Koen Caramello Matt Rect.**

30X120 / 12"X48" R52/M

Koen Miele Matt Rect.

30X120 / 12"X48" R52/M

Koen Naturale Matt Rect.

30X120 / 12"X48" R52/M

2. **Koen Caramello Matt Rect.**

20X120 / 8"X48" R52/M

Koen Miele Matt Rect.

20X120 / 8"X48" R52/M

Koen Naturale Matt Rect.

20X120 / 8"X48" R52/M

Koen Cenere Matt Rect.

20X120 / 8"X48" R52/M

Koen Tabacco Matt Rect.

20X120 / 8"X48" R52/M

Anti-Slip Koen Caramello Matt Rect.

20X120 / 8"X48" N72/M

Anti-Slip Koen Miele Matt Rect.

20X120 / 8"X48" N72/M

Anti-Slip Koen Cenere Matt Rect.

20X120 / 8"X48" N72/M

Packing list · Embalaje

FORMATO PZAS PIECES SIZE	PZS/CAJA TILES/BOX	M2/CAJA SQM/BOX	KG/CAJA KG/BOX	CAJAS/PALLET BOXES/PALLET	M2/PALLET SQM/PALLET	KG/PALLET KG/PALLET
80X80	2	1.28	30.02	42	53.76	1261
30X120	3	1.06	24.42	40	42.40	977
20X120	4	0.96	22.88	48	46.08	1098

Technical characteristics · Características técnicas

PORCELÁNICO / PORCELAIN TILES
 RECTIFICADO / RECTIFIED

VARIACION MODERADA / MODERATE VARIATION
 ESPESOR / THICKNESS:
20X120 - 10mm / 0,39"
30X120 - 10mm / 0,39"
80X80 - 10,5mm / 0,41"

Koen

/ 80X80 32"X32"



3.
C2 R10



4.
C2 R10



5.
C2 R10

3. Zaidu Caramello Matt Rect.

80X80 / 32"X32" P44/M

4. Zaidu Miele Matt Rect.

80X80 / 32"X32" P44/M

5. Zaidu Naturale Matt Rect.

80X80 / 32"X32" P44/M

the WOOD SELECTION



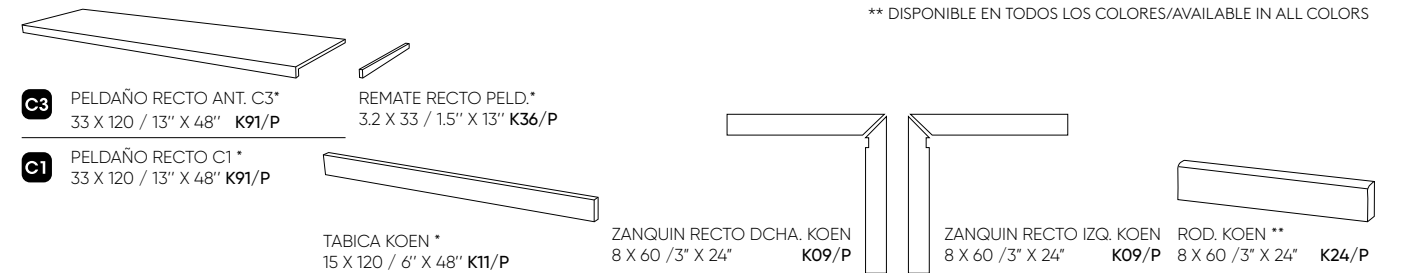
NATURE

PIEZAS ESPECIALES · SPECIAL PIECES

EXTRUSIONADO/EXTRUDED

* MIELE / CARAMELLO / CENERE

** DISPONIBLE EN TODOS LOS COLORES/AVAILABLE IN ALL COLORS



Koen

/ 80X80 32"X32"

360°



the WOOD SELECTION

NATURE

ZAIKU NATURALE MATT RECT. 80X80

Koen

/ 40X120 16"X48"



KI CARMELLO RECT.
40 X 120 / 16" X 48"

R32/M



KI MIELE RECT.
40 X 120 / 16" X 48"

R32/M



KI NATURALE RECT.
40 X 120 / 16" X 48"

R32/M



KI CENERE RECT.
40 X 120 / 16" X 48"

R32/M

the WOOD SELECTION

Características técnicas y embalaje · Technical characteristics & packing list

PB PASTA BLANCA/WHITE BODY

REVESTIMIENTO/WALL TILE

M MATE/MATT

RECTIFICADO/RECTIFIED

V3 VARIACION MODERADA/MODERATE VARIATION

ESPESOR/THICKNESS:
10,5mm/0,43"

FORMATO PZAS PIECES SIZE	PZS/CAJA TILES/BOX	M2/CAJA SQM/BOX	KG/CAJA KG/BOX	CAJAS/PALLET BOXES/PALLET	M2/PALLET SQM/PALLET	KG/PALLET KG/PALLET
40X120	3	1.44	27.54	28	40.32	771

ANTI-SLIP KOEN CARMELLO MATT RECT 20X120 / KI CARMELLO RECT. 40X120 / WABI BIANCO LAPATTO RECT. 30X60



NATURE

360°

Relax (Calma)

/ 31,5X100 12,5"X40"



RELAX CENERO RECT.
31,5X100 / 12,5"X40" N86/M

* Pavimentos Recomendados / Recommended Floor Tiles :
Koen Cenero

RELAX MIELE RECT.
31,5X100 / 12,5"X40" N86/M

* Pavimentos Recomendados / Recommended Floor Tiles :
Koen Miele

the WOOD SELECTION

Características técnicas y embalaje · Technical characteristics & packing list

- PB** PASTA BLANCA/WHITE BODY
- V** RECTIFICADO/RECTIFIED
- V3** VARIACION MODERADA/MODERATE VARIATION
- M** MATE/MATT
- T** ESPESOR/THICKNESS 9mm/0,3"

FORMATO PZAS PIECES SIZE	PZS/CAJA TILES/BOX	M2/CAJA SQM/BOX	KG/CAJA KG/BOX	CAJAS/PALLET BOXES/PALLET	M2/PALLET SQM/PALLET	KG/PALLET KG/PALLET
31,5X100	4	1,26	19,94	55	69,30	1.117



CALMA WHITE RECT 31,5X100 / RELAX MIELE RECT 31,5X100 / KOEN MIELE MATT RECT. 20X120

NATURE



Luxor

LUXOR ARIA 22,5X90



1.



Aria



Grigio



Paglia



Fuoco



Carbone

the WOOD SELECTION

NATURE

1. Luxor Aria

22,5X90 / 9"X36" R92/M

Luxor Grigio

22,5X90 / 9"X36" R92/M

Luxor Paglia

22,5X90 / 9"X36" R92/M

Luxor Fuoco

22,5X90 / 9"X36" R92/M

Luxor Carbone

22,5X90 / 9"X36" R92/M

Características técnicas y embalaje · Technical characteristics & packing list

P PORCELÁNICO / PORCELAIN TILES

V2 VARIACION LEVE / SLIGHT VARIATION

M MATE / MATT

+ ESPESOR / THICKNESS:
22,5X90 - 8,5mm / 0,33"

FORMATO PZAS PIECES SIZE	PZS/CAJA TILES/BOX	M2/CAJA SQM/BOX	KG/CAJA KG/BOX	CAJAS/PALLET BOXES/PALLET	M2/PALLET SQM/PALLET	KG/PALLET KG/PALLET
22,5X90	6	1.22	22.50	60	72.90	1350

Piezas especiales · Special pieces

DISPONIBLE EN TODOS LOS COLORES / AVAILABLE IN ALL COLORS



RODAPIÉ LUXOR
7,5X90 / 3"x36" K14/P



Oregon

ANTI-SLIP OREGON ROBLE RECT. 20X120 / GINA 15X15 / PELDAÑO RECTO ANT. C3 OREGON ROBLE 33X120



1.

2.



Gris



Nogal



Roble



Haya



Wengue

the WOOD SELECTION

NATURE

1. Oregon Gris Rect.

20X120 / 8"X48" R52/M

Oregon Nogal Rect.

20X120 / 8"X48" R52/M

Oregon Roble Rect.

20X120 / 8"X48" R52/M

Oregon Haya Rect.

20X120 / 8"X48" R52/M

Oregon Wengue Rect.

20X120 / 8"X48" R52/M

Anti-Slip Oregon Gris Rect. C3 R11

20X120 / 8"X48" N72/M

Anti-Slip Oregon Nogal Rect. C3 R11

20X120 / 8"X48" N72/M

Anti-Slip Oregon Roble Rect. C3 R11

20X120 / 8"X48" N72/M

2. Chevron Oregon Gris A/B C3 R10

9,8X46,5 / 4"X21" R74/M

Chevron Oregon Nogal A/B C3 R10

9,8X46,5 / 4"X21" R74/M

Chevron Oregon Roble A/B C3 R10

9,8X46,5 / 4"X21" R74/M

Chevron Oregon Haya A/B C3 R10

9,8X46,5 / 4"X21" R74/M

Chevron Oregon Wengue A/B C3 R10

9,8X46,5 / 4"X21" R74/M

Packing list · Embalaje

FORMATO PZAS PIECES SIZE	PZS/CAJA TILES/BOX	M2/CAJA SQM/BOX	KG/CAJA KG/BOX	CAJAS/PALLET BOXES/PALLET	M2/PALLET SQM/PALLET	KG/PALLET KG/PALLET
9,8X46,5	10	0.46	8.79	112	51.07	985
20X120	4	0.96	22.88	48	46.08	1098

Technical characteristics · Características técnicas

P PORCELÁNICO / PORCELAIN TILES

M MATE / MATT

RE RECTIFICADO / RECTIFIED

V2 VARIACION LEVE / SLIGHT VARIATION

ES ESPESOR / THICKNESS:
20X120 - 10mm / 0,39"
9,8X46,5 - 8,5mm / 0,33"

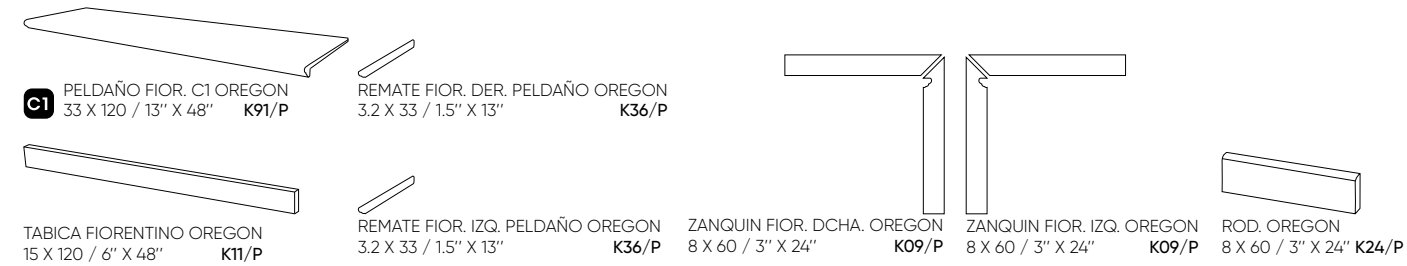
Oregon

/ 20X120 - 9,8X46,5 8"X48" - 4"X21"

Piezas especiales - Special pieces



DISPONIBLE EN TODOS LOS COLORES/AVAILABLE IN ALL COLORS



*DISPONIBLE EN GRIS/NOGAL/ROBLE/AVAILABLE IN GRIS/NOGAL/ROBLE




the WOOD SELECTION



PELDAÑO FIOR. OREGON



PELDAÑO RECTO ANT. OREGON



ANTI-SLIP OREGON NOGAL RECT. 20X120 / PELDAÑO RECTO ANT. C3 OREGON NOGAL 33X120 / TABICA FIORENTINO OREGON NOGAL 15X120

NATURE

Oregon

/ 30X90 12"X36"



STEP GRIS RECT.
30 X 90 / 12" X 36" N52/M



STEP NOGAL RECT.
30 X 90 / 12" X 36" N52/M



STEP ROBLE RECT.
30 X 90 / 12" X 36" N52/M

the WOOD SELECTION

Características técnicas y embalaje · Technical characteristics & packing list

PB PASTA BLANCA/WHITE BODY

WT REVESTIMIENTO/WALL TILE

M MATE/MATT

R RECTIFICADO/RECTIFIED

V2 VARIACION LEVE/SLIGHT VARIATION

T ESPESOR/THICKNESS:
30X90-10,5mm/0,41"

FORMATO PZAS PIECES SIZE	PZS/CAJA TILES/BOX	M2/CAJA SQM/BOX	KG/CAJA KG/BOX	CAJAS/PALLET BOXES/PALLET	M2/PALLET SQM/PALLET	KG/PALLET KG/PALLET
30X90	4	1.08	18.06	48	51.84	867

ALL WHITE MATT RECT. 30X60 / STEP NOGAL RECT. 30X90 / CHEVRON OREGON NOGAL A/B 9,8X46,5



NATURE



Palermo

TRAPECIO PALERMO BLACK 9,8X23 / TRAPECIO PALERMO WHITE 9,8X23 / TRAPECIO PALERMO RED 9,8X23 / TRAPECIO PALERMO PEARL 9,8X23





DIAMOND PALERMO WHITE 9,8X59,7 / DIAMOND PALERMO BLUE 9,8X59,7



TRAPECIO PALERMO BLACK 9,8X23 / TRAPECIO PALERMO WHITE 9,8X23

Palermo

the WOOD SELECTION



NATURE


PLANK PALERMO MUSTARD 9,8X50 / PLANK PALERMO PEARL 9,8X50



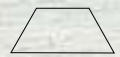
1.



2.




3.



4.



White



Red




Pearl



Brown



Blue



Moka



Mustard



Black

1. Plank Palermo
White / Pearl / Blue / Mustard
Red / Brown / Moka / Black

9,8X50 / 4"X20" R42/M

2. Diamond Palermo
White / Pearl / Blue / Mustard
Red / Brown / Moka / Black

9,8X59,7 / 4"X24" J24/M

3. Trapecio Palermo
White / Pearl / Blue / Mustard
Red / Brown / Moka / Black

9,8X23 / 4"X9" J19/M

4. Chevron Palermo A / B
White / Pearl / Blue / Mustard
Red / Brown / Moka / Black

9,8X46,5 / 4"X21" R74/M

the WOOD SELECTION

NATURE

Packing list · Embalaje

FORMATO PZAS PIECES SIZE	PZS/CAJA TILES/BOX	M2/CAJA SQM/BOX	KG/CAJA KG/BOX	CAJAS/PALLET BOXES/PALLET	M2/PALLET SQM/PALLET	KG/PALLET KG/PALLET
9,8X46,5	10	0,46	8,79	112	51,07	985
9,8X23	20	0,33	7,05	120	40,08	846
9,8X50	18	0,88	15,57	88	77,70	1.370
9,8X59,7	22	1,20	22,66	35	42,11	794

Technical characteristics · Características técnicas

P PORCELÁNICO / PORCELAIN TILES

M MATE / MATT

V2 VARIACION LEVE / SLIGHT VARIATION

T ESPESOR / THICKNESS 8mm / 0,3"

C3 CLASE 3 / CLASS 3

R10

(DCOF) >0,60

G GRAPHIC FACES / VARIACIÓN DE DISEÑO:
 TRAPECIO - 12 PIECES / 12 PIEZAS
 DIAMOND - 10 PIECES / 10 PIEZAS
 PLANK - 14 PIECES / 14 PIEZAS
 CHEVRON - 10 PIECES / 10 PIEZAS



Portobello

PORTOBELLO MULTI 15X90



1.

1. Portobello Multi

15X90 / 6"X36" J13/M

Multi

the WOOD SELECTION

NATURE

Características técnicas y embalaje · Technical characteristics & packing list

P PORCELÁNICO/PORCELAIN TILES

V4 VARIACION FUERTE/SUBSTANTIAL VARIATION

M MATE/MATT

H ESPESOR/THICKNESS:
15X90 - 8,5mm / 0,33"

FORMATO PZAS PIECES SIZE	PZS/CAJA TILES/BOX	M2/CAJA SQM/BOX	KG/CAJA KG/BOX	CAJAS/PALLET BOXES/PALLET	M2/PALLET SQM/PALLET	KG/PALLET KG/PALLET
15X90	8	1.08	22.29	48	51.84	1070

Piezas especiales · Special pieces



ROD. PORTOBELLO MULTI
75 X 90 / 3" X 36" K14/P



Project / Time

TIME BLUE RECT. 20X120



1.



White



Blue



Grey

1. **Project White Rect.**

20X120 / 8"X48" R52/M

Project Blue Rect.

20X120 / 8"X48" R52/M

Project Grey Rect.

20X120 / 8"X48" R52/M

Time White Rect.

20X120 / 8"X48" R05/M

Time Blue Rect.

20X120 / 8"X48" R05/M

Time Grey Rect.

20X120 / 8"X48" R05/M

the WOOD SELECTION

NATURE

Características técnicas y embalaje · Technical characteristics & packing list

PORCELÁNICO/PORCELAIN TILES

VARIACIÓN MODERADA/MODERATE VARIATION

RECTIFICADO/RECTIFIED

ESPESOR/THICKNESS:
20X120 - 10mm/0,39"

FORMATO PZAS PIECES SIZE	PZS/CAJA TILES/BOX	M2/CAJA SQM/BOX	KG/CAJA KG/BOX	CAJAS/PALLET BOXES/PALLET	M2/PALLET SQM/PALLET	KG/PALLET KG/PALLET
20X120	4	0.96	22.42	48	46.08	1076

Piezas especiales · Special pieces

DISPONIBLE EN TODOS LOS COLORES/AVAILABLE IN ALL COLORS



ROD. PROJECT
10 X 120 / 4" X 48" K02/P



ROD. TIME
10 X 120 / 4" X 48" K02/P



Quebec

QUEBEC NATURAL RECT. 20X120

1.

1. **Quebec Gris Rect.**

20X120 / 8"X48" R52/M

Quebec Haya Rect.


20X120 / 8"X48" R52/M

Quebec Natural Rect.

20X120 / 8"X48" R52/M



Gris



Haya



Natural

the WOOD SELECTION

NATURE

Características técnicas y embalaje · Technical characteristics & packing list

P PORCELÁNICO/PORCELAIN TILES

RECT RECTIFICADO/RECTIFIED

ES ESPESOR/THICKNESS:
20X120 - 10mm/0,39"

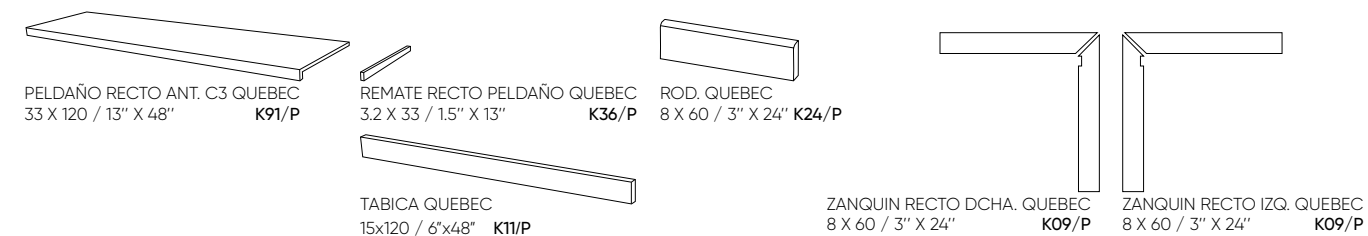
M MATE/MATT

V2 VARIACION LEVE/SLIGHT VARIATION

FORMATO PZAS PIECES SIZE	PZS/CAJA TILES/BOX	M2/CAJA SQM/BOX	KG/CAJA KG/BOX	CAJAS/PALLET BOXES/PALLET	M2/PALLET SQM/PALLET	KG/PALLET KG/PALLET
20X120	4	0.96	20.92	48	46.08	1004

Piezas especiales · Special pieces

DISPONIBLE EN TODOS LOS COLORES/AVAILABLE IN ALL COLORS





Triana

ANTI-SLIP TRIANA CAOBA RECT 20X120 / SOUK BLUE 13X13

1.



Haya



Desierto



Caoba



Canela



Perla



Ceniza

1. **Triana Haya Rect.**

20X120 / 8"X48" R52/M

Triana Desierto Rect.

20X120 / 8"X48" R52/M

Triana Caoba Rect.

20X120 / 8"X48" R52/M

Triana Canela Rect.

20X120 / 8"X48" R52/M

Triana Perla Rect.

20X120 / 8"X48" R52/M

Triana Ceniza Rect.

20X120 / 8"X48" R52/M

Anti-Slip Triana Haya Rect.

20X120 / 8"X48" N72/M

Anti-Slip Triana Desierto Rect.

20X120 / 8"X48" N72/M

Anti-Slip Triana Caoba Rect.

20X120 / 8"X48" N72/M

Anti-Slip Triana Perla Rect.

20X120 / 8"X48" N72/M

the WOOD SELECTION

NATURE

Packing list · Embalaje

FORMATO PZAS PIECES SIZE	PZS/CAJA TILES/BOX	M2/CAJA SQM/BOX	KG/CAJA KG/BOX	CAJAS/PALLET BOXES/PALLET	M2/PALLET SQM/PALLET	KG/PALLET KG/PALLET
20X120	4	0.96	20.52	48	46.08	985

Technical characteristics · Características técnicas


- P** PORCELÁNICO / PORCELAIN TILES
- M** MATE / MATT
- RE** RECTIFICADO / RECTIFIED

- V3** VARIACIÓN MODERADA / MODERATE VARIATION
- T** ESPESOR / THICKNESS:
10mm / 0,4"

Triana

/ 20X120 8"X48"

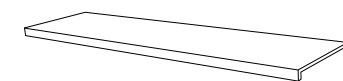
Variación de diseño · Graphic faces



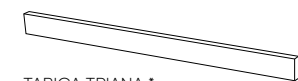
20X120 - 18 PIEZAS/18 PIECES

the WOOD SELECTION

Piezas especiales · Special pieces



C3 PELDAÑO RECTO ANT. C3 TRIANA *
33X120 / 13"X48" K91/P
C1 PELDAÑO RECTO C1 TRIANA **
33X120 / 13"X48" - K91/P

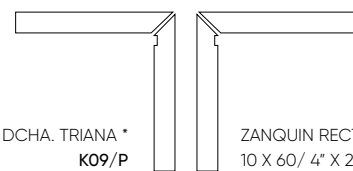


TABICA TRIANA *
15 X 120 / 6" X 48" K11/P



ROD. TRIANA **
10 X 120 / 4" X 48" K02/P

* DISPONIBLE EN / AVAILABLE IN: HAYA, CAOBA, DESIERTO Y PERLA
** DISPONIBLE EN TODOS LOS COLORES / AVAILABLE IN ALL COLORS



ZANQUIN RECTO DCHA. TRIANA *
10 X 60 / 4" X 24" K09/P

ZANQUIN RECTO IZQ. TRIANA *
10 X 60 / 4" X 24" K09/P



AMAZONITE POL.RECT. 60X120 / SAP MATT RECT. 60X120 / TRIANA CAOBA RECT. 20X120

NATURE

Flamenco (Triana)

/ 30X60 12"X24"



FLAMENCO HAYA RECT
30X60 / 12"X24" N63 / M



FLAMENCO DESIERTO RECT
30X60 / 12"X24" N63 / M



FLAMENCO PERLA RECT
30X60 / 12"X24" N63 / M



FLAMENCO CAOBA RECT
30X60 / 12"X24" N63 / M

the WOOD SELECTION

Características técnicas y embalaje · Technical characteristics & packing list

- PB** PASTA BLANCA/WHITE BODY
- V** RECTIFICADO/RECTIFIED
- M** REVESTIMIENTO/WALL TILE
- V3** VARIACION MODERADA/MODERATE VARIATION
- M** MATE/MATT
- T** ESPESOR/THICKNESS
10mm/0,4"

FORMATO PZAS PIECES SIZE	PZS/CAJA TILES/BOX	M2/CAJA SQM/BOX	KG/CAJA KG/BOX	CAJAS/PALLET BOXES/PALLET	M2/PALLET SQM/PALLET	KG/PALLET KG/PALLET
30X60	6	1.08	17.52	40	43.20	701



TRIANA PERLA RECT 20X120 / FLAMENCO PERLA RECT. 30X60 / ALL WHITE SHINE RECT. 30X60

NATURE

Cumbrian (Burlington)

/ 30X90 12"X36"



CUMBRIAN VOLCANO RECT.
30X90 / 12"X36" J62/M

* Pavimentos Recomendados / Recommended Floor Tiles:
Burlington Volcano - Triana Caoba



CUMBRIAN TAUPE RECT.
30X90 / 12"X36" J62/M


* Pavimentos Recomendados / Recommended Floor Tiles:
Burlington Taupe - Triana Desierto

the WOOD SELECTION

Características técnicas y embalaje · Technical characteristics & packing list

- PB** PASTA BLANCA/WHITE BODY
- V** RECTIFICADO/RECTIFIED
- M** MATE/MATT
- V2** VARIACION LEVE/SLIGHT VARIATION
- T** ESPESOR/THICKNESS
10mm/0,4"

FORMATO PZAS PIECES SIZE	PZS/CAJA TILES/BOX	M2/CAJA SQM/BOX	KG/CAJA KG/BOX	CAJAS/PALLET BOXES/PALLET	M2/PALLET SQM/PALLET	KG/PALLET KG/PALLET
30X90	5	1.35	21.15	63	85.05	1332



BURLINGTON IVORY RECT. 30X90 / CUMBRIAN TAUPE RECT. 30X90 / TRIANA DESIERTO RECT. 20X120

NATURE



Wabi sabi

WABI SABBIA LAPATTO RECT 60X120 / MADAGASCAR SABBIA RECT. 20X120





STRU WABI TAUPE RECT. 60X120 / MADAGASCAR NOCE RECT. 20X120 / MACCHIATO TAUPE RECT. 20X120



WABI TAUPE LAPATTO RECT. 120X120 / MACCHIATO TAUPE RECT. 20X120
PELDAÑO RECTO ANT.C3 WABI TAUPE 33X120

1.



the WOOD SELECTION

NATURE

1. **Madagascar Bianco Rect.** V3

20X120 / 8"X48" R52/M

Madagascar Sabbia Rect. V3

20X120 / 8"X48" R52/M

Madagascar Taupe Rect. V3

20X120 / 8"X48" R52/M

Madagascar Grafite Rect. V3

20X120 / 8"X48" R52/M

Madagascar Noce Rect. V3

20X120 / 8"X48" R52/M

Macchiato Bianco Rect. V4

20X120 / 8"X48" R52/M

Macchiato Sabbia Rect. V4

20X120 / 8"X48" R52/M

Macchiato Taupe Rect. V4

20X120 / 8"X48" R52/M

Macchiato Grafite Rect. V4

20X120 / 8"X48" R52/M

Anti-Slip Madagascar Noce Rect. C3 R11 V3

20X120 / 8"X48" N72/M

Packing list · Embalaje

FORMATO PZAS PIECES SIZE	PZS/CAJA TILES/BOX	M2/CAJA SQM/BOX	KG/CAJA KG/BOX	CAJAS/PALLET BOXES/PALLET	M2/PALLET SQM/PALLET	KG/PALLET KG/PALLET
75X75	2	1.13	25.40	48	54.24	1219
20X120	4	0.96	20.69	48	46.08	993

Technical characteristics · Características técnicas

P PORCELÁNICO / PORCELAIN TILES
M MATE / MATT

RECTIFICADO / RECTIFIED
 ESPESOR / THICKNESS:
20X120 - 10mm / 0,39"
75X75 - 10mm / 0,39"

Wabi sabi

/ 75X75 30"X30"



2. Sabi Bianco Rect.

75X75 / 30"X30" N47/M

3. Sabi Sabbia Rect.

75X75 / 30"X30" N47/M

4. Sabi Noce Rect.

75X75 / 30"X30" N47/M

5. Sabi Taupe Rect.

75X75 / 30"X30" N47/M

6. Sabi Grafite Rect.

75X75 / 30"X30" N47/M

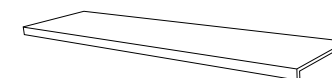


SABI TAUPE RECT. 75X75 / WABI TAUPE LAPATTO RECT 120X120 / MADAGASCAR TAUPE RECT. 20X120

NATURE

360°

Piezas especiales - Special pieces



PELDAÑO RECTO ANT. C3 MADAGASCAR NOCE
33 X 120 / 13" X 48" K91/P



REMATE PELD. RECTO MADAGASCAR NOCE
3.2 X 33 / 1.5" X 13" K36/P



ZANQUIN RECTO DCHA. MADAGASCAR NOCE
10 X 60 / 4" X 24" K09/P



ZANQUIN RECTO IZQ. MADAGASCAR NOCE
10 X 60 / 4" X 24" K09/P



TABICA MADAGASCAR NOCE
15 X 120 / 6" X 48" K11/P



* ROD. MADAGASCAR
10 X 120 / 4" X 48" K02/P

* DISPONIBLE EN TODOS LOS COLORES/AVAILABLE IN ALL COLORS



Wonderwood

WONDERWOOD NATURAL 15X90



1.

1. Wonderwood Natural

15X90 / 6"X36" J13/M



Natural

the WOOD SELECTION

NATURE

Características técnicas y embalaje · Technical characteristics & packing list



PORCELÁNICO/PORCELAIN TILES



VARIACION FUERTE/SUBSTANTIAL VARIATION



MATE/MATT



ESPEJOR/THICKNESS:
15X90-8,5mm/0,33"

FORMATO PZAS PIECES SIZE	PZS/CAJA TILES/BOX	M2/CAJA SQM/BOX	KG/CAJA KG/BOX	CAJAS/PALLET BOXES/PALLET	M2/PALLET SQM/PALLET	KG/PALLET KG/PALLET
15X90	8	1.08	22.29	48	51.84	1070

Piezas especiales · Special pieces



ROD. WONDERWOOD NATURAL
75 X 90 / 3" X 36" K14/P



Work

ANTI-SLIP WORK W NATURAL RECT. 20X120 / PELDAÑO RECTO ANT. C3 WORK B CENERE 33X120





3.



Natural

1. **Work W Natural Rect.**

30X120 / 12"X48" P12/M

Anti-Slip Work W Natural Rect. C3 R11

30X120 / 12"X48" N24/M

2. **Work W Natural Rect.**

20X120 / 8"X48" P12/M

Anti-Slip Work W Natural Rect. C3 R11

20X120 / 8"X48" N24/M

3. **Hexawork W Natural** C2 R10

21X18,2 / 8"X7" P03/M

Packing list · Embalaje

FORMATO PZAS PIECES SIZE	PZS/CAJA TILES/BOX	M2/CAJA SQM/BOX	KG/CAJA KG/BOX	CAJAS/PALLET BOXES/PALLET	M2/PALLET SQM/PALLET	KG/PALLET KG/PALLET
30X120	3	1.08	25.95	48	51.84	1245
21X18,2	16	0.46	9.81	100	45.86	981
20X120	3	0.72	17.28	60	43.20	1037

Technical characteristics · Características técnicas

- PORCELÁNICO / PORCELAIN TILES
- MATE / MATT
- RECTIFICADO / RECTIFIED
- MASA COLOREADA / COLORED BODY

- VARIACION LEVE / SLIGHT VARIATION
- ESPESOR / THICKNESS:
20X120 - 10mm / 0,39"
30X120 - 10,5mm / 0,41"

Work

/ 21X18,2 8"X7"



4.

4. Hexawork Mix C2 R10 V4

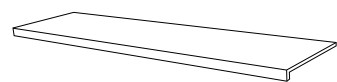
21X18,2 / 8"X7" N39/M



PELDAÑO RECTO WORK W NATURAL

Piezas especiales · Special pieces

R11 C3



C3 PELDAÑO RECTO ANT. C3 WORK W NATURAL
33 X 120 / 13" X 48" K91/P

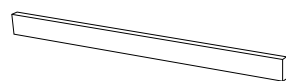


REMATE PELDAÑO RECTO WORK W NATURAL
3,2 X 33 / 1,5" X 13" K36/P




ROD. WORK W NATURAL
10 X 120 / 4" X 48" K02/P

C1 PELDAÑO RECTO C1 WORK W NATURAL
33 X 120 / 13" X 48" K91/P



TABICA WORK W NATURAL
15 X 120 / 6" X 48" K11/P



The reproduction of the colours is approximate. Ape grupo reserves the right to alter or amend the products here stated.

La reproducción de los colores es aproximada. Ape grupo se reserva el derecho de alterar o modificar los productos aquí relacionados.

Price codes and product codes should be checked, since there may be typographical errors.

We always recommend consulting the website as the products could undergo price code, format or packing changes.

Los códigos de precios y referencias deben verificarse ya que puede haber errores tipográficos.

Es recomendable consultar la web ya que cualquier producto de ese catálogo puede sufrir cambios en códigos de venta, formatos, packing.

On the website you can also find the technical specifications, installation suggestions, merchandising elements and a variety of room scene pictures for each of the collections.

En la web también pueden consultar las características técnicas, consejos de colocación , elementos de merchandising o los diversos ambientes de cada una de las colecciones.

apegrupo

**Ciudad del Transporte
C/ Luxemburgo, 46
12006 Castellón (Spain)**

**Ape Italia Srl
Via Carazzoli, 17-19
Fiorano Modenese,
Modena (Italy)**

**T. +34 964 340 434
apegrupo@apegrupo.com
apegrupo.com**