

True Union Ball Valves

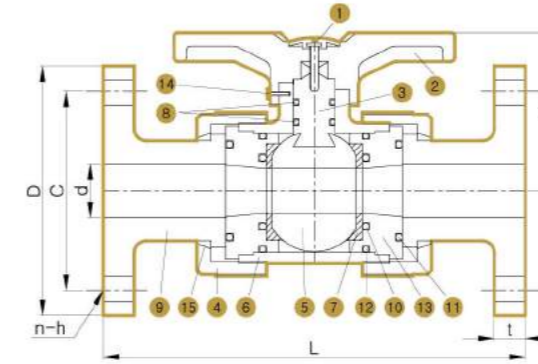


Flange Type

- Material : PVC, CPVC, PP, PVDF
- Size : 15mm - 100mm, 1/2" - 4"
- Pressure Rating : JIS 10kgf/cm², 150 PSI
- Seals (Seat) : PTFE
- O-Ring : EPDM or FPM
- Connections : ANSI 150 PSI Flanged
JIS 10kgf/cm² Flanged

Special Features

- Full Bore Type
- 뛰어난 내구성과 간편한 조작성
- Union 장착으로 교체 작업 용이
- 양방향 흐름 제어 가능
- STEM의 2중 O-RING 장착으로 기밀성 확보
- PTFE Seal 장착
- 다양한 Connections (Flange, Thread, Socket)



NO	PARTS	MATERIALS
1	HANDLE CAP BOLT	15A-50A : SS41 (ABS COATED) 65A-100A : SS41 (PP COATED)
2	HANDLE	PP
3	STEM	PP/PVDF/PVC/CPVC
4	GLAND CAP	PP/PVDF/PVC/CPVC
5	BALL	PP/PVDF/PVC/CPVC
6	BODY	PP/PVDF/PVC/CPVC
7	NIP SEAL	PTFE
8	STEM O-RING	EPDM FPM
9	END CONNECTOR	PP/PVDF/PVC/CPVC
10	O-RING	EPDM FPM
11	FACE O-RING	EPDM FPM
12	SIDE O-RING	EPDM FPM
13	CARRIER	PP/PVDF/PVC/CPVC
14	SUS BOLT	15A-50A : SUS 304 65A-100A : N/A
15	TAPER RING	PE

PP&PVDF

JIS

Parts Size	d	L	t	JIS 10K			H	MAX Working Pressure (kg/cm ²)
				D	C	n-h		
15A	15	143	14	95	70	4-15	55	10
20A	20	172	15	100	75	4-15	64	10
25A	25	187	16	125	90	4-19	72	10
30A	30	190	17	135	100	4-19	81	10
40A	40	212	17	140	105	4-19	92	10
50A	50	234	17	155	120	4-19	94	10
65A	65	259	19	175	140	4-19	116	10
80A	75	304	19	185	150	8-19	141	10
100A	100	374	19	210	175	8-19	175	10

ANSI

Parts Size	d	L	t	ANSI CLASS 150			H	MAX Working Pressure (kg/cm ²)
				D	C	n-h		
1/2"	0.59	5.55	0.55	3.50	2.38	4-0.63	2.17	10
3/4"	0.79	6.61	0.59	3.88	2.75	4-0.63	2.52	10
1"	0.98	7.32	0.63	4.25	3.12	4-0.63	3.83	10
1-1/4"	1.18	7.36	0.67	4.62	3.50	4-0.63	3.19	10
1-1/2"	1.57	8.27	0.67	5.00	3.88	4-0.63	3.62	10
2"	1.97	9.06	0.67	6.00	4.75	4-0.75	3.70	10
2-1/2"	2.56	10.12	0.75	7.00	5.50	4-0.75	4.57	10
3"	3.15	11.93	0.75	7.50	6.00	4-0.77	5.55	10
4"	3.94	14.57	0.75	9.00	7.50	8-0.77	6.89	10

PVC&CPVC

JIS

Parts Size	d	L	t	JIS 10K			H	MAX Working Pressure (kg/cm ²)
				D	C	n-h		
15A	15	143	14	95	70	4-15	55	10
20A	20	172	15	100	75	4-15	64	10
25A	25	187	16	125	90	4-19	72	10
30A	30	190	17	135	100	4-19	81	10
40A	40	212	17	140	105	4-19	92	10
50A	50	234	17	155	120	4-19	94	10
65A	65	259	19	175	140	4-19	116	10
80A	75	304	19	185	150	8-19	141	10
100A	100	372	19	210	175	8-19	175	10

ANSI

Parts Size	d	L	t	ANSI CLASS 150			H	MAX Working Pressure (kg/cm ²)
				D	C	n-h		
1/2"	0.59	5.71	0.55	3.50	2.38	4-0.63	2.17	10
3/4"	0.79	6.77	0.59	3.88	2.75	4-0.63	2.52	10
1"	0.98	7.48	0.63	4.25	3.12	4-0.63	3.83	10
1-1/4"	1.18	7.48	0.67	4.62	3.50	4-0.63	3.19	10
1-1/2"	1.57	8.39	0.67	5.00	3.88	4-0.63	3.62	10
2"	1.97	9.21	0.67	6.00	4.75	4-0.75	3.70	10
2-1/2"	2.56	10.28	0.75	7.00	5.50	4-0.75	4.57	10
3"	3.15	12.05	0.75	7.50	6.00	4-0.77	5.55	10
4"	3.94	14.72	0.75	9.00	7.50	8-0.77	6.89	10

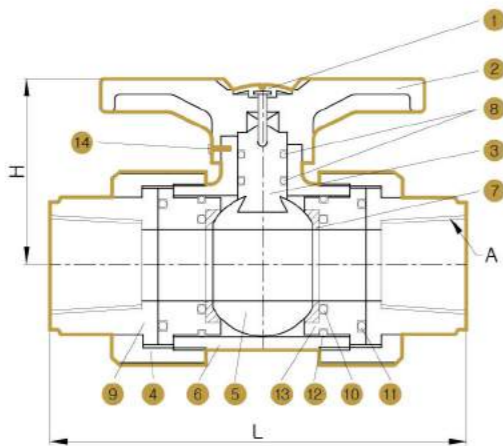
True Union Ball Valves

Thread Type

- Material : PVC, CPVC, PP, PVDF
- Size : 15mm - 100mm, ½" - 4"
- Pressure Rating : JIS 10kgf/cm², 150 PSI
- Seals (Seat) : PTFE
- O-Ring : EPDM or FPM
- Connections : PT Thread

Special Features

- Full Bore Type
- 뛰어난 내구성과 간편한 조작성
- Union 장착으로 교체 작업 용이
- 양방향 흐름 제어 가능
- STEM의 2중 O-RING 장착으로 기밀성 확보
- PTFE Seal 장착
- 다양한 Connections (Flange, Thread, Socket)



NO	PARTS	MATERIALS
1	HANDLE CAP BOLT	15A~50A : SS41(ABS COATED) 65A~100A : SS41(PP COATED)
2	HANDLE	PP
3	STEM	PP/PVDF/PVC/CPVC
4	GLAND CAP	PP/PVDF/PVC/CPVC
5	BALL	PP/PVDF/PVC/CPVC
6	BODY	PP/PVDF/PVC/CPVC
7	NIP SEAL	PTFE
8	STEM O-RING	EPDM FPM
9	END CONNECTOR	PP/PVDF/PVC/CPVC
10	O-RING	EPDM FPM
11	FACE O-RING	EPDM FPM
12	SIDE O-RING	EPDM FPM
13	CARRIER	PP/PVDF/PVC/CPVC
14	SUS BOLT	15A~50A : SUS 304 65A~100A : N/A



PP&PVDF

JIS

Size	Parts	L	H	unit : mm	
				JIS B 0203 A	MAX Working Pressure (kg/cm ²)
15A		100	55	PT 1/2"	10
20A		117	64	PT 3/4"	10
25A		133	72	PT 1"	10
30A		144	81	PT 1 1/4"	10
40A		168	92	PT 1 1/2"	10
50A		192	94	PT 2"	10
65A		206	116	PT 2 1/2"	10
80A		261	141	PT 3"	10
100A		362	175	PT 4"	10

PVC&CPVC

JIS

Size	Parts	L	H	unit : mm	
				JIS B 0203 A	MAX Working Pressure (kg/cm ²)
15A		103	55	PT 1/2"	10
20A		120	64	PT 3/4"	10
25A		137	72	PT 1"	10
30A		147	81	PT 1 1/4"	10
40A		173	92	PT 1 1/2"	10
50A		198	94	PT 2"	10
65A		214	116	PT 2 1/2"	10
80A		270	141	PT 3"	10
100A		368	175	PT 4"	10

True Union Ball Valves



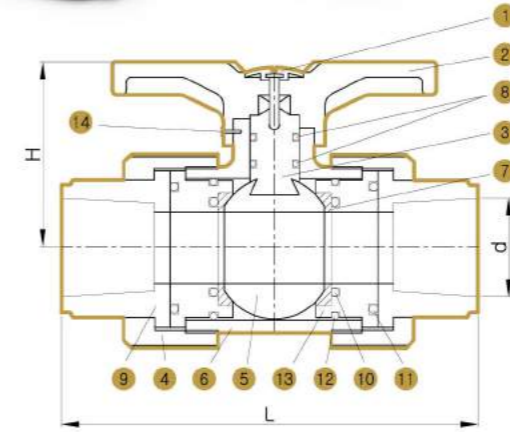
Socket Type

- Material : PVC, CPVC, PP, PVDF
- Size : 15mm - 100mm, 1/2" - 4"
- Pressure Rating : JIS 10kgf/cm², 150 PSI

- Seals (Seat) : PTFE
- O-Ring : EPDM or FPM
- Connections : Socket

Special Features

- Full Bore Type
- 뛰어난 내구성과 간편한 조작성
- Union 장착으로 교체 작업 용이
- 양방향 흐름 제어 가능
- STEM의 2중 O-RING 장착으로 기밀성 확보
- PTFE Seal 장착
- 다양한 Connections (Flange, Thread, Socket)



NO	PARTS	MATERIALS
1	HANDLE CAP BOLT	15A~50A : SS41(ABS COATED)
		65A~100A : SS41(PP COATED)
2	HANDLE	PP
3	STEM	PP/PVDF/PVC/CPVC
4	GLAND CAP	PP/PVDF/PVC/CPVC
5	BALL	PP/PVDF/PVC/CPVC
6	BODY	PP/PVDF/PVC/CPVC
7	NIP SEAL	PTFE
8	STEM O-RING	EPDM
		FPM
9	END CONNECTOR	PP/PVDF/PVC/CPVC
10	O-RING	EPDM
		FPM
11	FACE O-RING	EPDM
		FPM
12	SIDE O-RING	EPDM
		FPM
13	CARRIER	PP/PVDF/PVC/CPVC
14	SUS BOLT	15A~50A : SUS 304
		65A~100A : N/A

PP&PVDF

JIS

Parts		unit : mm			
Size	d	L	H	MAX Working Pressure (kg/cm ²)	
15A	22.4	113	55	10	
20A	26.4	130	64	10	
25A	32.4	156	72	10	
30A	38.4	160	81	10	
40A	48.4	186	92	10	
50A	60.4	213	94	10	
65A	76.6	237	116	10	
80A	89.7	297	141	10	
100A	114.7	362	175	10	

ANSI

Parts		unit : inch			
Size	d	L	H	MAX Working Pressure (kg/cm ²)	
1/2"	0.848	4.449	2.165	10	
3/4"	1.058	5.118	2.520	10	
1"	1.325	6.142	2.835	10	
1-1/4"	1.670	6.299	3.189	10	
1-1/2"	1.912	7.323	3.622	10	
2"	2.387	8.368	3.701	10	
2-1/2"	2.889	9.331	4.567	10	
3"	3.516	11.693	5.551	10	
4"	4.518	14.252	6.890	10	

PVC&CPVC

JIS

Parts		unit : mm			
Size	d	L	H	MAX Working Pressure (kg/cm ²)	
15A	22.4	114	55	10	
20A	26.4	129	64	10	
25A	32.4	156	72	10	
30A	38.4	157	81	10	
40A	48.4	190	92	10	
50A	60.4	218	94	10	
65A	76.6	242	116	10	
80A	89.7	301	141	10	
100A	114.7	370	175	10	

ANSI

Parts		unit : inch			
Size	d	L	H	MAX Working Pressure (kg/cm ²)	
1/2"	0.848	4.488	2.165	10	
3/4"	1.058	5.079	2.520	10	
1"	1.325	6.142	2.835	10	
1-1/4"	1.670	6.181	3.189	10	
1-1/2"	1.912	7.480	3.622	10	
2"	2.387	8.583	3.701	10	
2-1/2"	2.889	9.528	4.567	10	
3"	3.516	11.850	5.551	10	
4"	4.518	14.567	6.890	10	