

**Standard Unidirectional Groove Design****Optional Bidirectional Groove Design**

### Product Description

Type 28 compressor dry-running gas seals have been the industry standard since the 1970s for gas-handling turbomachinery. Utilizing John Crane's patented spiral groove pattern, these seals are non-contacting in operation.

- During dynamic operation, the mating ring/seat and primary ring/face maintain a sealing gap of approximately 0.0002 in./5 microns, thereby eliminating wear
- These seals eliminate seal oil contamination and reduce maintenance costs and downtime
- Single, double opposed, and tandem cartridge seals are capable of handling a wide variety of gas sealing applications in the gas collection/transmission, refining, chemical and petrochemical processing industries

### Design Features

- Shrouded mating ring prevents secondary damage in the event of a mating ring fracture
- Low-level leakage can be vented to a safe area, used as fuel to drive equipment, or returned to process via a low-pressure ejector

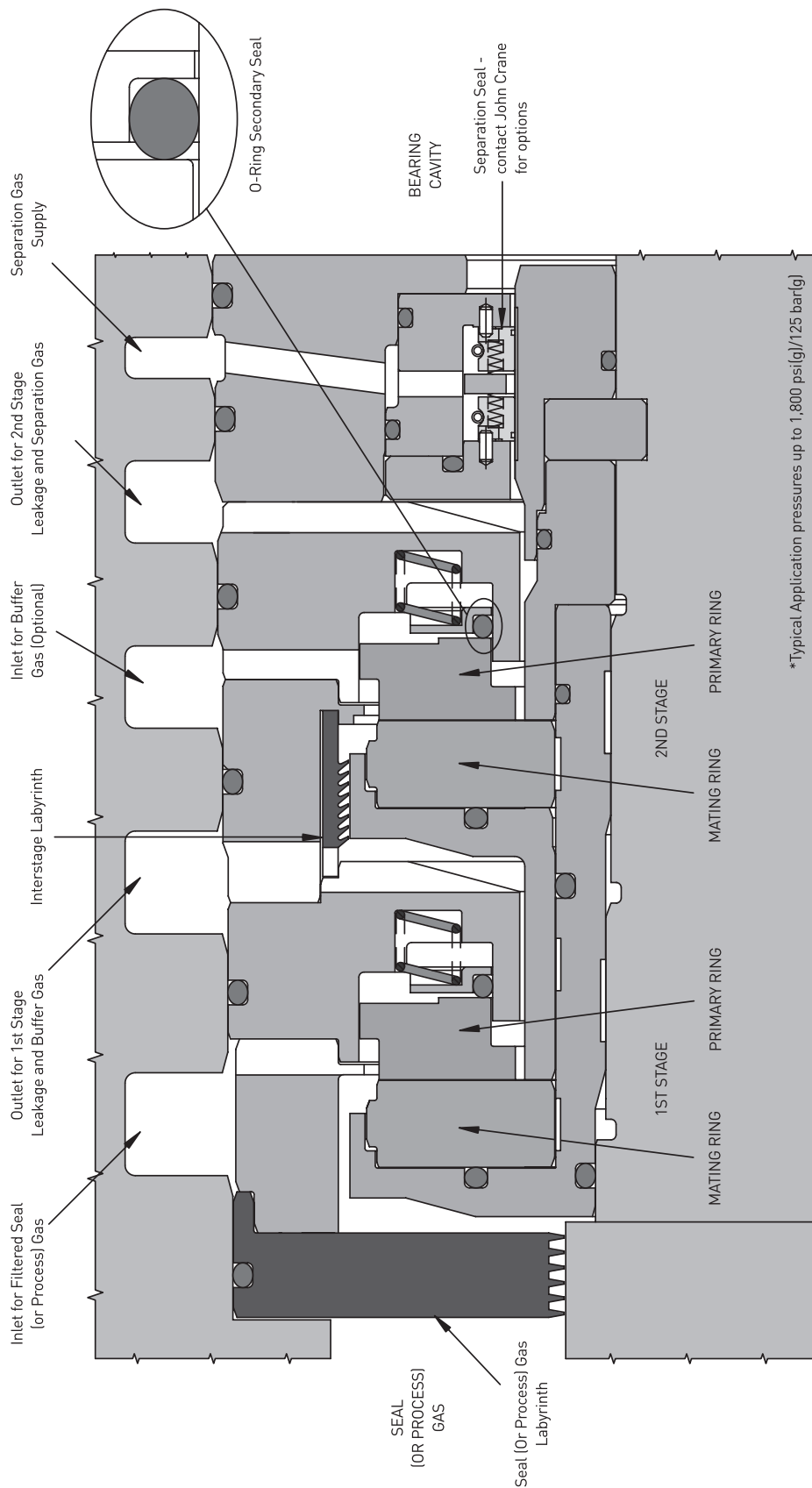
### Performance Capabilities

- Temperature: -220°F to 600°F/-140°C to 315°C
- Pressure: Up to 6,500 psi(g)/450 bar(g) across single stage
- Speed: Up to 660 fps/200 m/s
- Shaft: Up to 13.75"/350mm

# TYPE 28

## DRY-RUNNING, NON-CONTACTING GAS SEALS

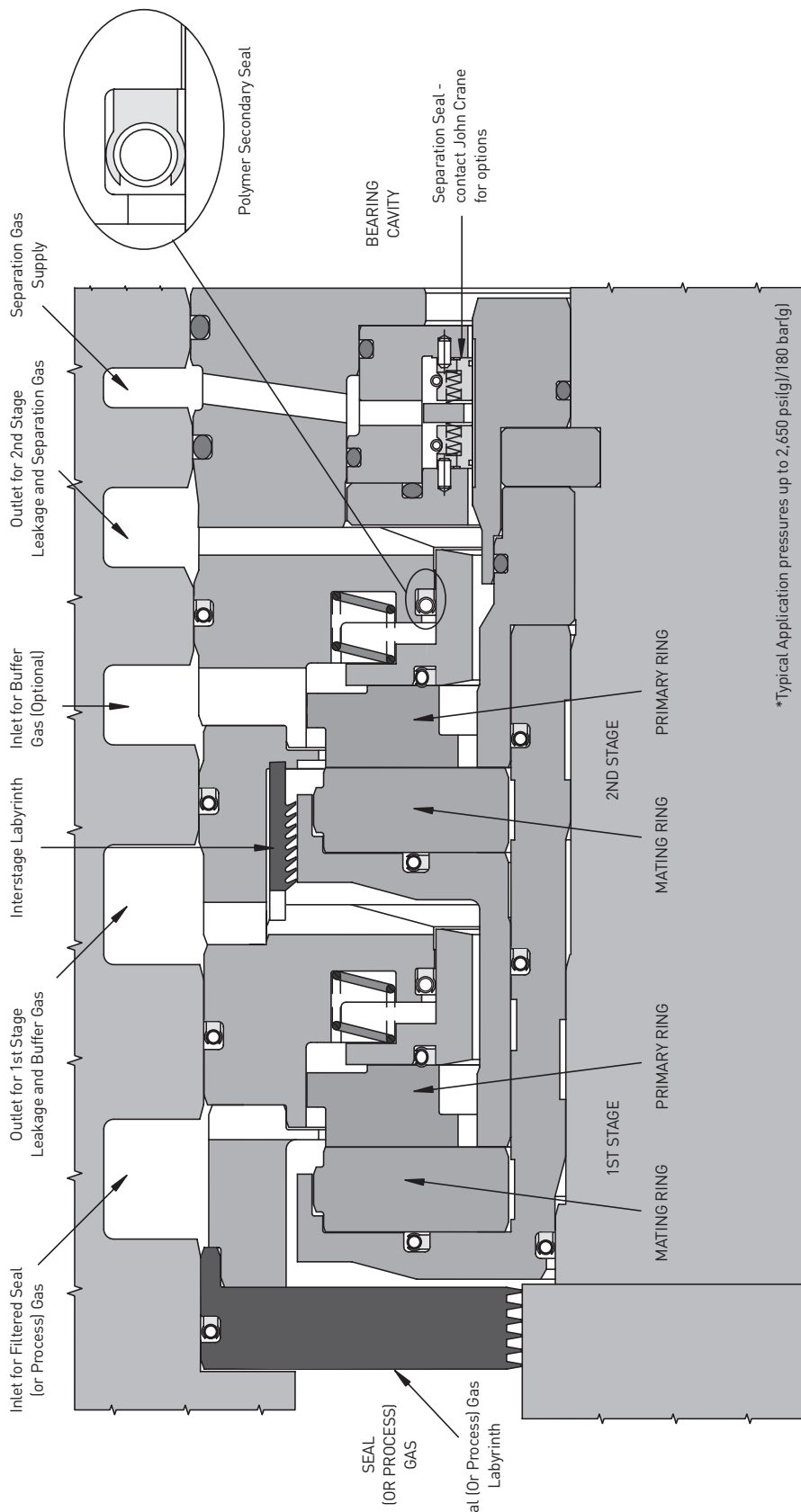
### Type 28AT Tandem Arrangement



# TYPE 28

## DRY-RUNNING, NON-CONTACTING GAS SEALS

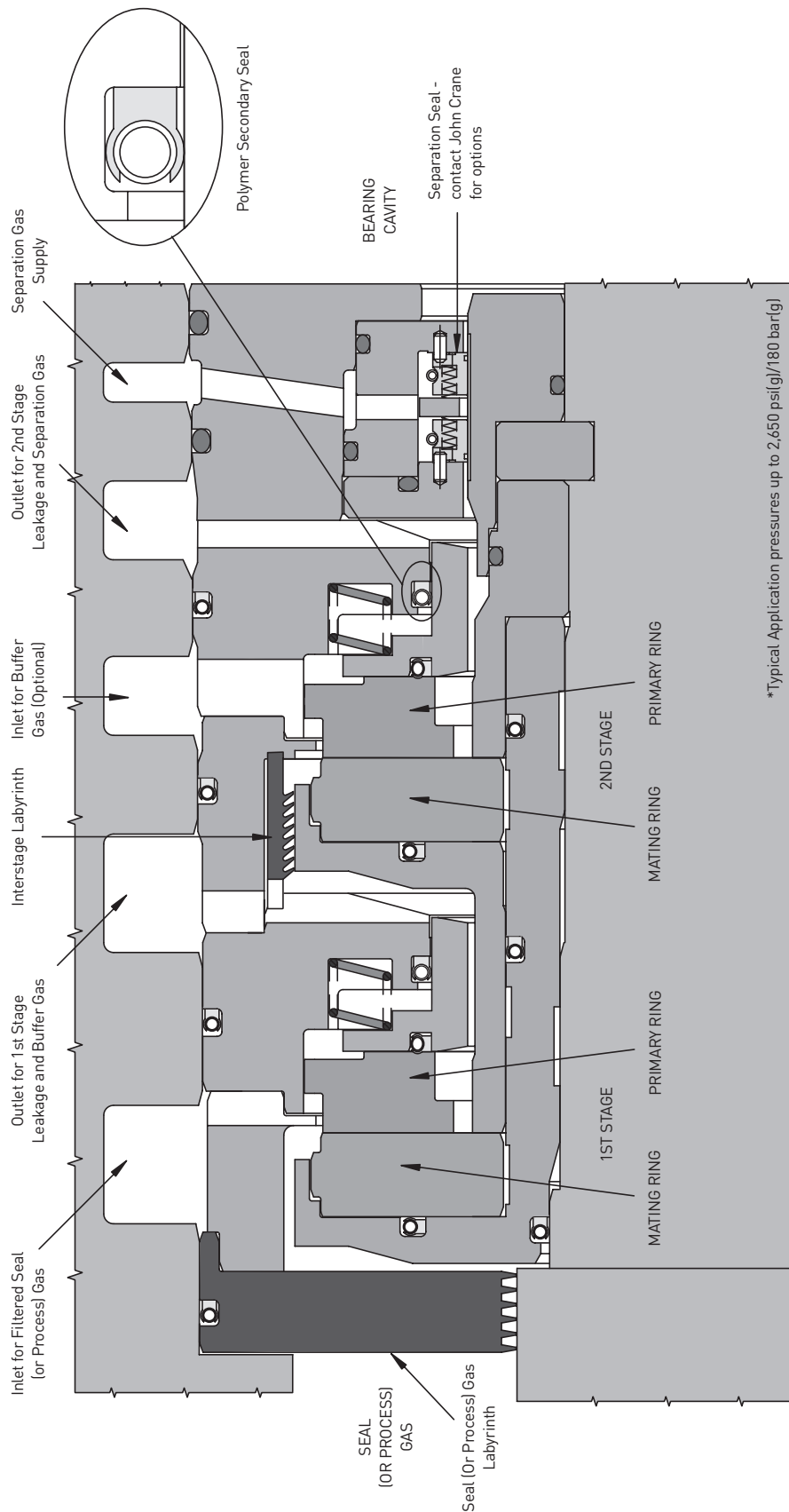
### Type 28XP Tandem Arrangement



# TYPE 28

## DRY-RUNNING, NON-CONTACTING GAS SEALS

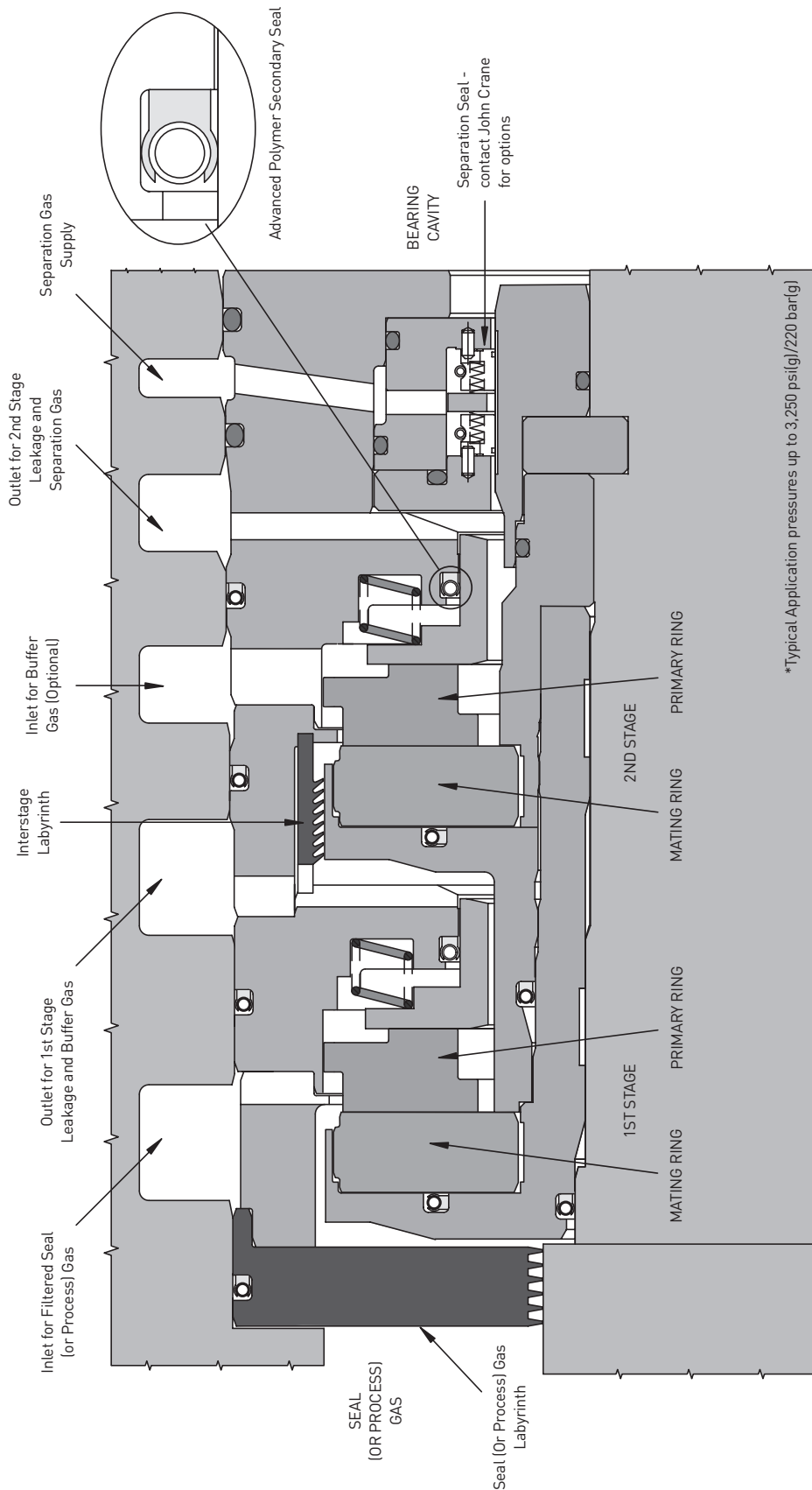
### Type 28XP-S Tandem Arrangement



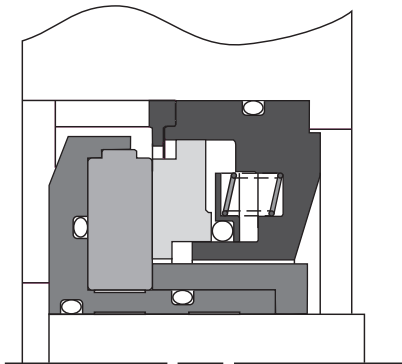
# TYPE 28

## DRY-RUNNING, NON-CONTACTING GAS SEALS

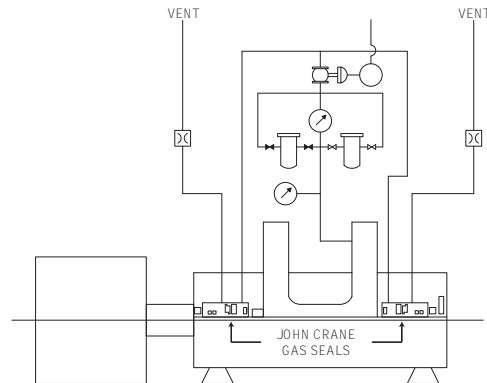
### Type 28EXP Tandem Arrangement



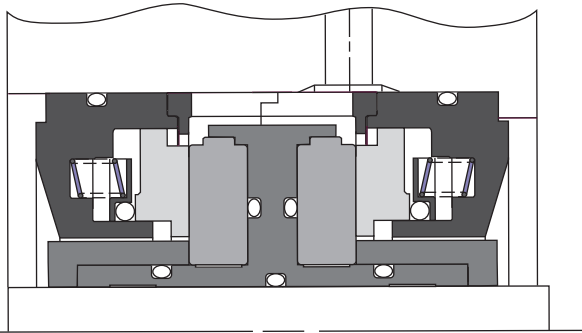
### Typical Single Seal Arrangement and Seal Support System



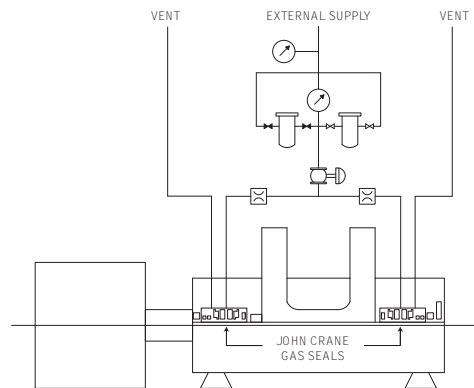
\*Single Seal Arrangement for applications not requiring a safety back-up seal.



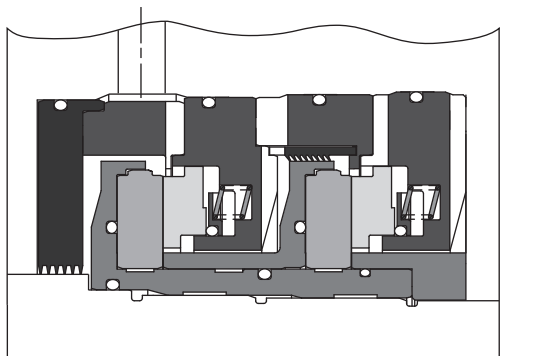
### Typical Double Opposed Seal Arrangement and Seal Support System



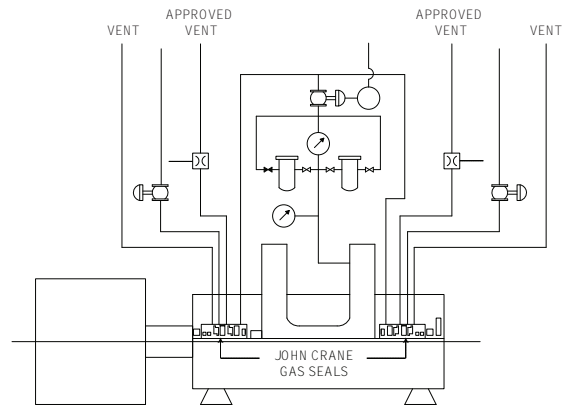
\*Double Seal Arrangement where hazardous gas is not permissible to leak into atmosphere.



### Typical Tandem Seal Arrangement and Seal Support System

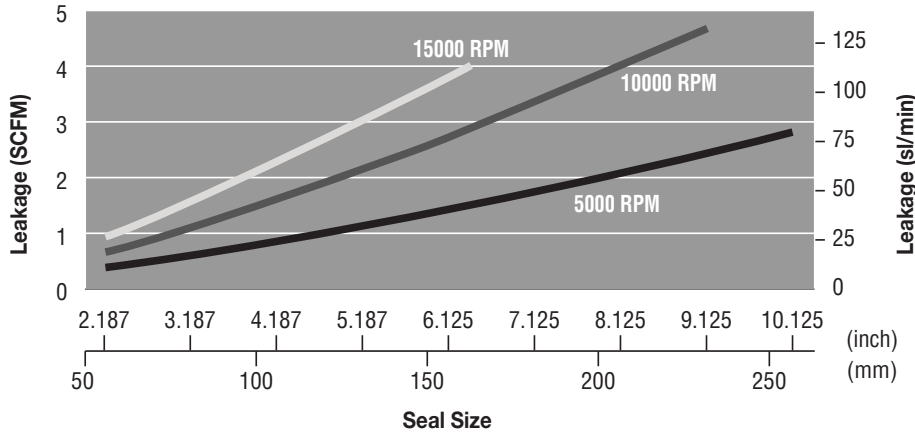


\*Tandem Seal Arrangement for applications requiring a safety back-up seal.



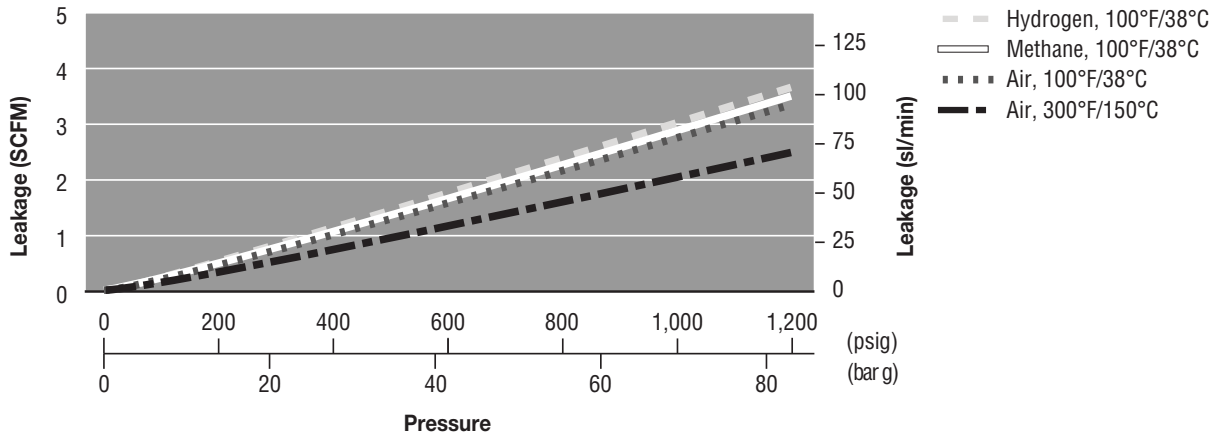
### Size and Speed Effect on Leakage

Conditions: Air, 1,200 psig/83 bar g



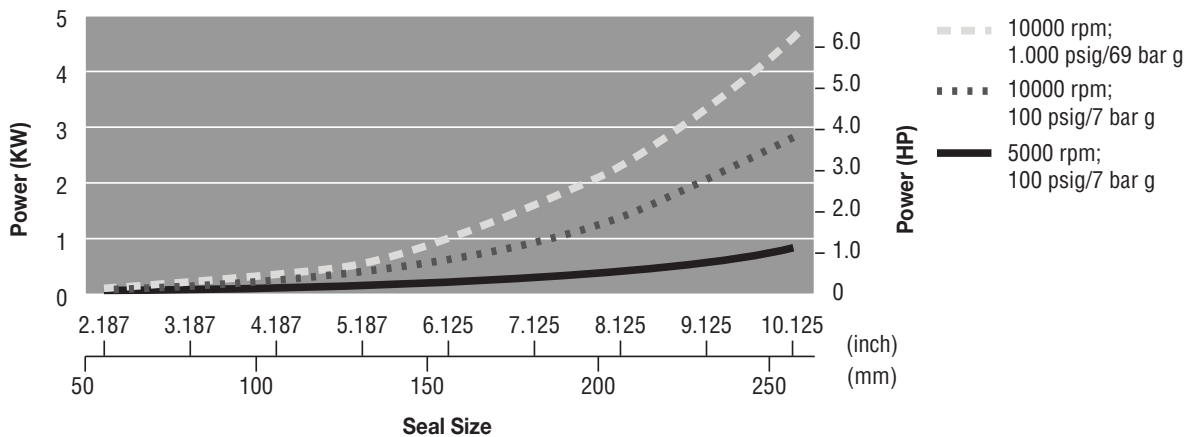
### Pressure, Temperature and Gas Effect on Leakage

Conditions: 6.187-inch Diameter Seal, 14,000 rpm



### Gas Seal Power Consumption

Conditions: Air, 140°F/60°C



\*This information should not be used for specification purposes. Contact DryGasSeals@johncrane.com for more information about exact application requirements.



**North America**  
 United States of America  
 Tel: 1-847-967-2400  
 Fax: 1-847-967-3915

**Europe**  
 United Kingdom  
 Tel: 44-1753-224000  
 Fax: 44-1753-224224

**Latin America**  
 Brazil  
 Tel: 55-11-3371-2500  
 Fax: 55-11-3371-2599

**Middle East & Africa**  
 United Arab Emirates  
 Tel: 971-481-27800  
 Fax: 971-488-62830

**Asia Pacific**  
 Singapore  
 Tel: 65-6518-1800  
 Fax: 65-6518-1803

If the products featured will be used in a potentially dangerous and/or hazardous process, your John Crane representative should be consulted prior to their selection and use. In the interest of continuous development, John Crane Companies reserve the right to alter designs and specifications without prior notice. It is dangerous to smoke while handling products made from PTFE. Old and new PTFE products must not be incinerated. ISO 9001 and ISO14001 Certified, details available on request.