


RELY ON EXCELLENCE

## AGSR

Mechanical seals | Agitator seals | Gas-lubricated seals



### Features

- For top, bottom and side entry drives
- Double seal
- Balanced
- Stationary springs on product side
- Independent of direction of rotation
- Gas-lubricated
- Cartridge unit

### Advantages

- Ready-to-fit and factory-tested unit
- Rotating seat at product side
- Torque transmission by clamping ring for large axial movements
- Non-contacting operation
- No friction on the seal faces, no heat generated at the seal or in the medium
- Sterile design available
- ATEX certification on request

### Operating range

Shaft diameter:

$d_1 = 20 \dots 200 \text{ mm (0.8" ... 7.9")}$

Pressure:

$p_1 = \text{Vakuum} \dots 6 \text{ bar (87 PSI)}$ ,

$\Delta p = \text{min. } 3 \text{ bar (44 PSI)}$ ,

$p_3 = \text{max. } 9 \text{ bar (131 PSI)}$

Temperature:

$t_1 = 0 \text{ }^\circ\text{C} \dots +200 \text{ }^\circ\text{C}$

$(+32 \text{ }^\circ\text{F} \dots +392 \text{ }^\circ\text{F})$

Sliding velocity:  $v_g = 0 \dots 5 \text{ m/s (0 ... 16 ft/s)}^*$

\* Higher velocities on request

! It should be noted that the extremal values of each operating parameter cannot be applied at the same time because of their interaction.

### Materials

Seal faces and seats: Silicon carbide, FDA conform

Secondary seals and metallic parts acc. to application and customers' requirement.

### Standards and approvals

- FDA
- ATEX

### Notes

Options:

- Flush

### Recommended applications

- Chemical industry
- Food and beverage industry
- Pharmaceutical industry
- Mixers
- Dryers
- Special rotating equipment

### Recommended piping plans

Gas supply by EagleBurgmann

GSS4015/A400-D0,

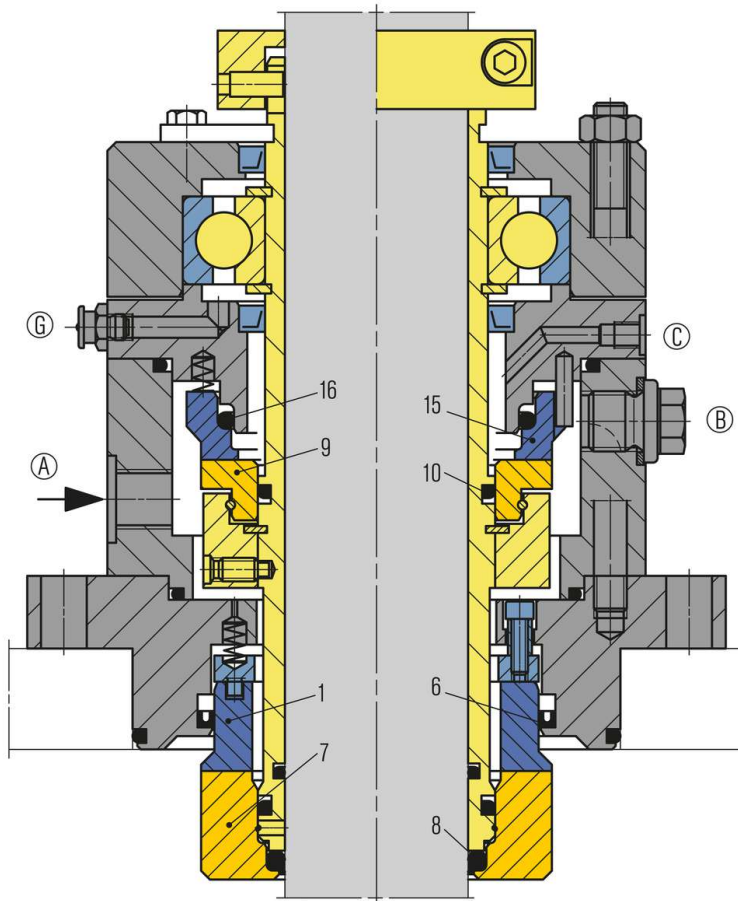
GSS4016/A250-D1 or GSS4016/A350-D1.

Note: To assure a sufficient supply of the mechanical seal, pressure at entry of the supply system must be min. 3 bar (44 PSI) above max. barrier pressure always.

Product link:

[EagleBurgmann GSS](#)

## RELY ON EXCELLENCE



### AGSR3(L)-D

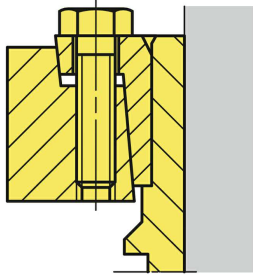
Double seal (with floating bearing for the shaft) for sterile applications. The specific design free of dead spaces with polished surfaces on the product side meets the requirements for hygienic applications.

Item	Description
1, 15	Seal face
6	Sealing ring
7, 9	Seat
8, 10, 16	O-Ring

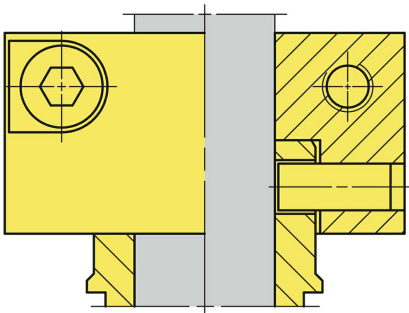
## RELY ON EXCELLENCE

### Torque transmissions

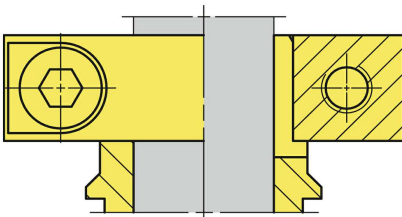
Shrink disk



Clamping ring with pin

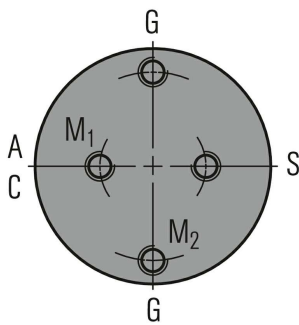


Clamping ring



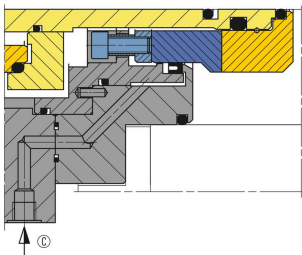
## RELY ON EXCELLENCE

### Installation, details, options



#### Supply connections

A Barrier gas IN  
C Leakage  
G Grease  
S Flush




#### Option

Flushing the AGSR: Especially when the seal is operated in side or bottom entry drives, an optional flush on the product side enhances operational reliability.

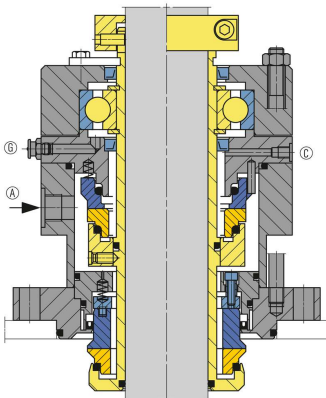
## RELY ON EXCELLENCE

### Product variants



#### **AGSR5(L)-D**

Double seal (with floating bearing for the shaft). If the seal has to run in the product, please inquire.



#### **AGSR5(L)-D**

Double seal (with floating bearing for the shaft).