

Ordering Information for 321P & 325P Series

● = Standard Products ▲ = Available NA = Not Available

Model	Description	Case & Ring	Wetted Parts	
321P	DIN Type Industrial Process Pressure Gauges	304 SS	316 SS	
325P	DIN Type Industrial Process Liquid Filled Pressure Gauges	304 SS	316 SS	
Code	Dial Size	Accuracy	321P	325P
40	100mm (4")	± 1.0% of F.S.	●	●
65	160mm (6.5")	± 1.0% of F.S.	●	●
Code	Mounting Type		40	65
A	Bottom Connection without Mounting Flange		●	●
B	Bottom Connection with Back Mounting Flange		●	●
L	Lower Back Connection without Mounting Flange		●	●
J	Lower Back Connection with 3-hole Front Mounting Flange		●	●
U	Lower Back Connection with "U" Clamp Mounting Bracket		●	●
Code	Process Connection Style		40	65
2	PT ("R" in ISO Standard)		●	▲
3	PF ("G" in ISO Standard)		●	●
4	NPT		●	●
X	Others		☞	☞
Code	Process Connection Size		40	65
C	1/4"		●	▲
D	3/8"		●	●
F	1/2"		●	●
Code	Pressure Range		40	65
501	-1 ~ 0 bar		●	●
502	-1 ~ 0.6 bar		●	●
503	-1 ~ 1.5 bar		●	●
504	-1 ~ 3 bar		●	●
506	-1 ~ 5 bar		●	●
507	-1 ~ 9 bar		●	●
508	-1 ~ 15 bar		●	●
509	-1 ~ 24 bar		●	●
611	0 ~ 0.6 bar		●	●
612	0 ~ 1 bar		●	●
613	0 ~ 1.6 bar		●	●
614	0 ~ 2.5 bar		●	●
615	0 ~ 4 bar		●	●
616	0 ~ 6 bar		●	●
618	0 ~ 10 bar		●	●
619	0 ~ 16 bar		●	●
621	0 ~ 25 bar		●	●

623	0 ~ 40 bar	●	●
625	0 ~ 60 bar	●	●
627	0 ~ 100 bar	●	●
628	0 ~ 160 bar	●	●
629	0 ~ 250 bar	●	●
631	0 ~ 400 bar	●	●
633	0 ~ 600 bar	●	●
635	0 ~ 1000 bar	●	●

* bar is the standard dial scale but others are available upon request.

Code	Applicable Accessory Options
J0	Not Apply
J1	Adapter
J2	Gauge Unions
J3	Syphon Tubes
J4	Pulsation Dampeners
J5	Pressure Snubber
J7	Gauge Savers (Gauge Protectors)
J8	Safety Kloser
J9	Manifold Valves

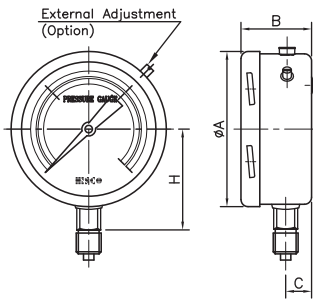
Code	Options	40	65
Test Reports			
T1	Test Report by Manufacturer	▲	▲
T2	Test Report by KOLAS (ILAC-MRA)	▲	▲
Other Option			
C1	Cleaning Service (USE NO OIL)	▲	▲
C2	Supersonic Cleansing Service	▲	▲
R1	Throttling Screw (Restricting Orifice)	▲	▲
EZ	External Zero Adjustable	▲	▲
AC	High Accuracy ($\pm 0.5\%$ of F.S) calibration	▲	▲
F2	Liquid Filled (Glycerine)	▲	▲
F4	Liquid Filled (Silicone)	▲	▲
S6	316 SS Case & Cover (Ring)	▲	▲
S7	316L SS Connection & Element Part	▲	▲
Z0	Peak Valve Memory Pointer(Only for 100mm)	▲	

Sample Model Selection : 321P40A4F627J0T1

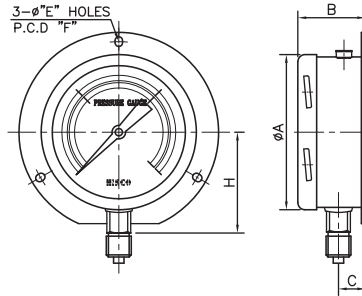
* The standard specification and price are subject to change without prior notice.

DIN type Industrial Process Pressure Gauges (321P Series)

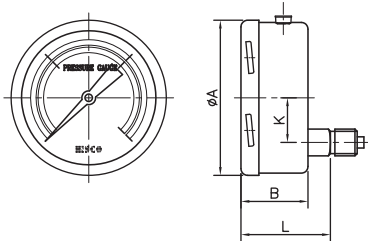
TYPE-A



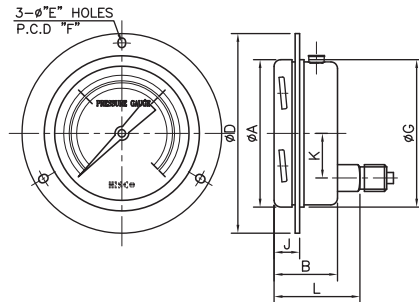
TYPE-B



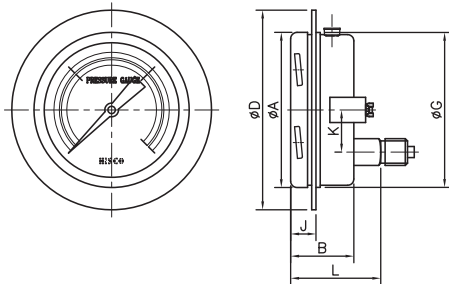
TYPE-L



TYPE-J



TYPE-U



(UNIT : mm)

Code	Dial Size	(Available Type)	A	B	C	D	E	F	G	H	J	L	K
40	ø100	A, (B)	101	49.5 (53.5)	16.5 (19.5)	-	5.5	114	-	70.5	-	-	-
		L, J, (U)		49.5	-	130 (113)	-		99	-	24.5	69	29
65	ø160	A, (B)	161	50 (50)	16.5 (19.5)	-	5.5	173	-	97	-	-	-
		L, J, U		50	-	190 (185.5)	-		159	-	22.8	70	29

HISCO HISCO, INC.

32, Seonyu-ro 43-gil, Yeongdeungpo-gu, Seoul, Korea
 T : 82-2-2677-6046 F : 82-2-2672-1873 <http://www.hiscoi.com>