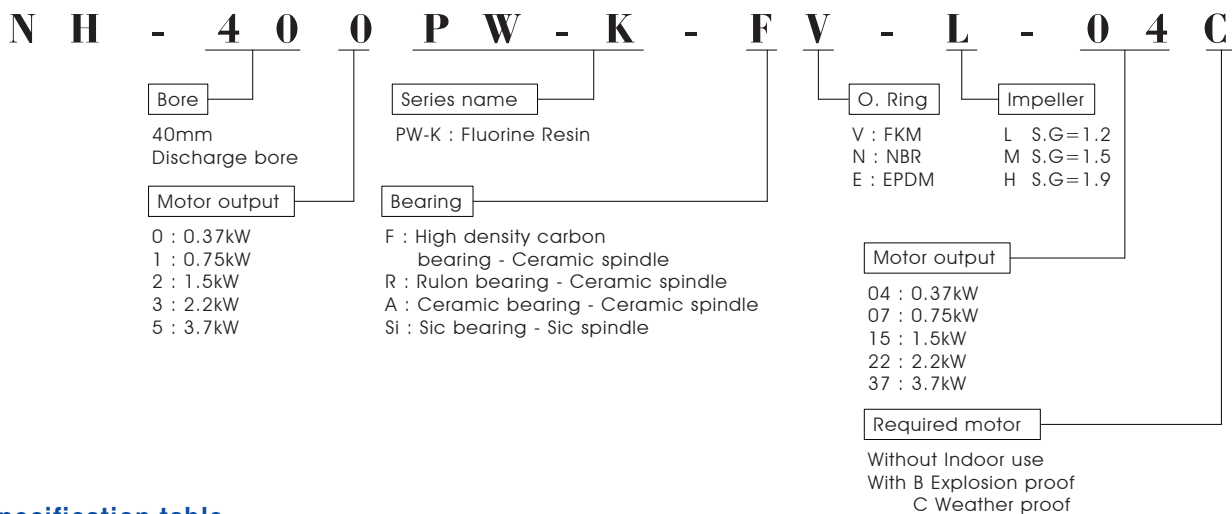


PW-K Series (Fluorine Resin) Sealless Magnetic Drive Pump

- Precision injection part, Fluorine Resin.
- 9 models with flow rates up to 550 lit/min and discharge head of 36.5m.
- Able to handle almost all types of chemical and temperature of up to 80°C.
- Adaptable with standard IEC motor, 0.37 to 3.7 kW.



Type indication

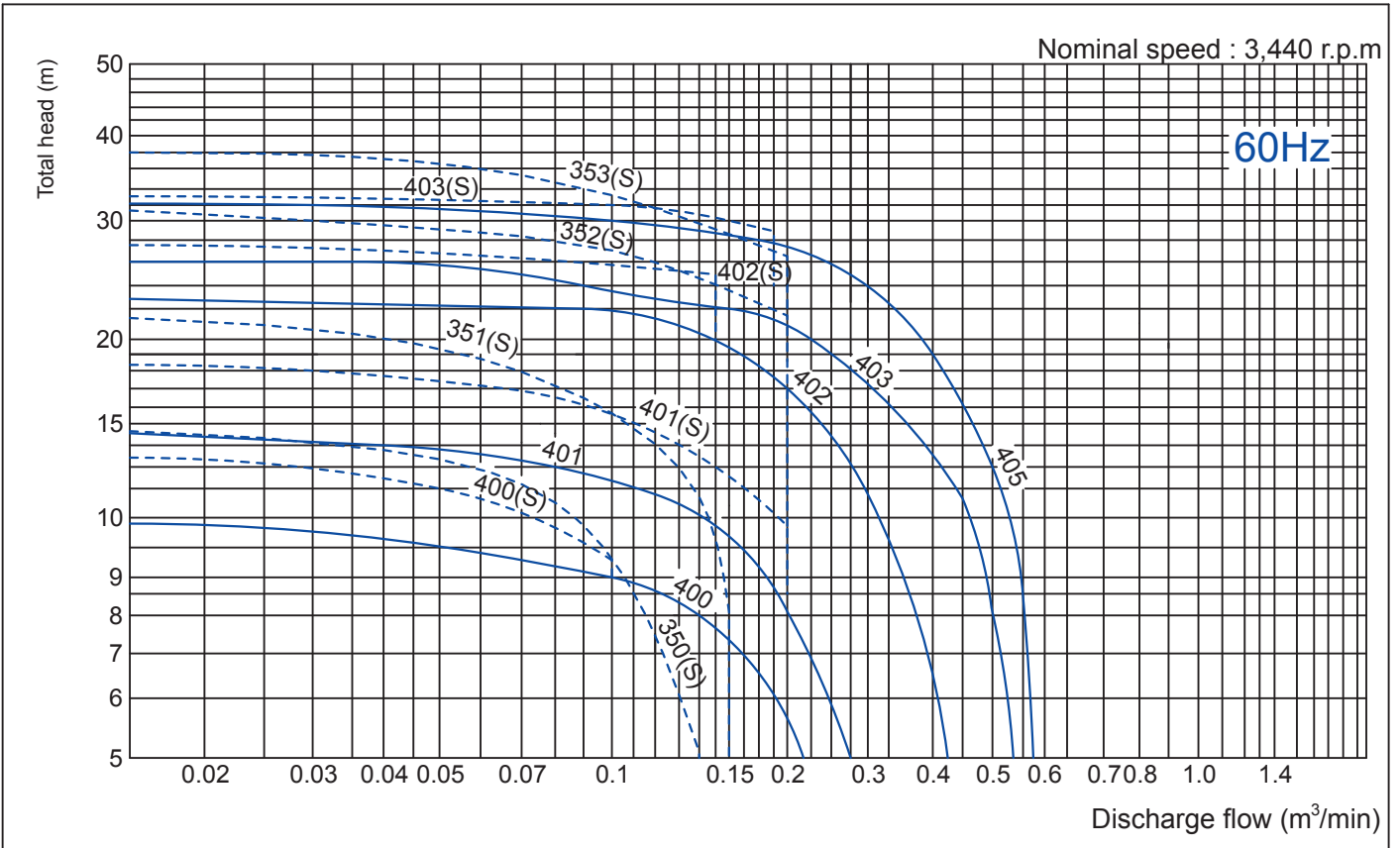
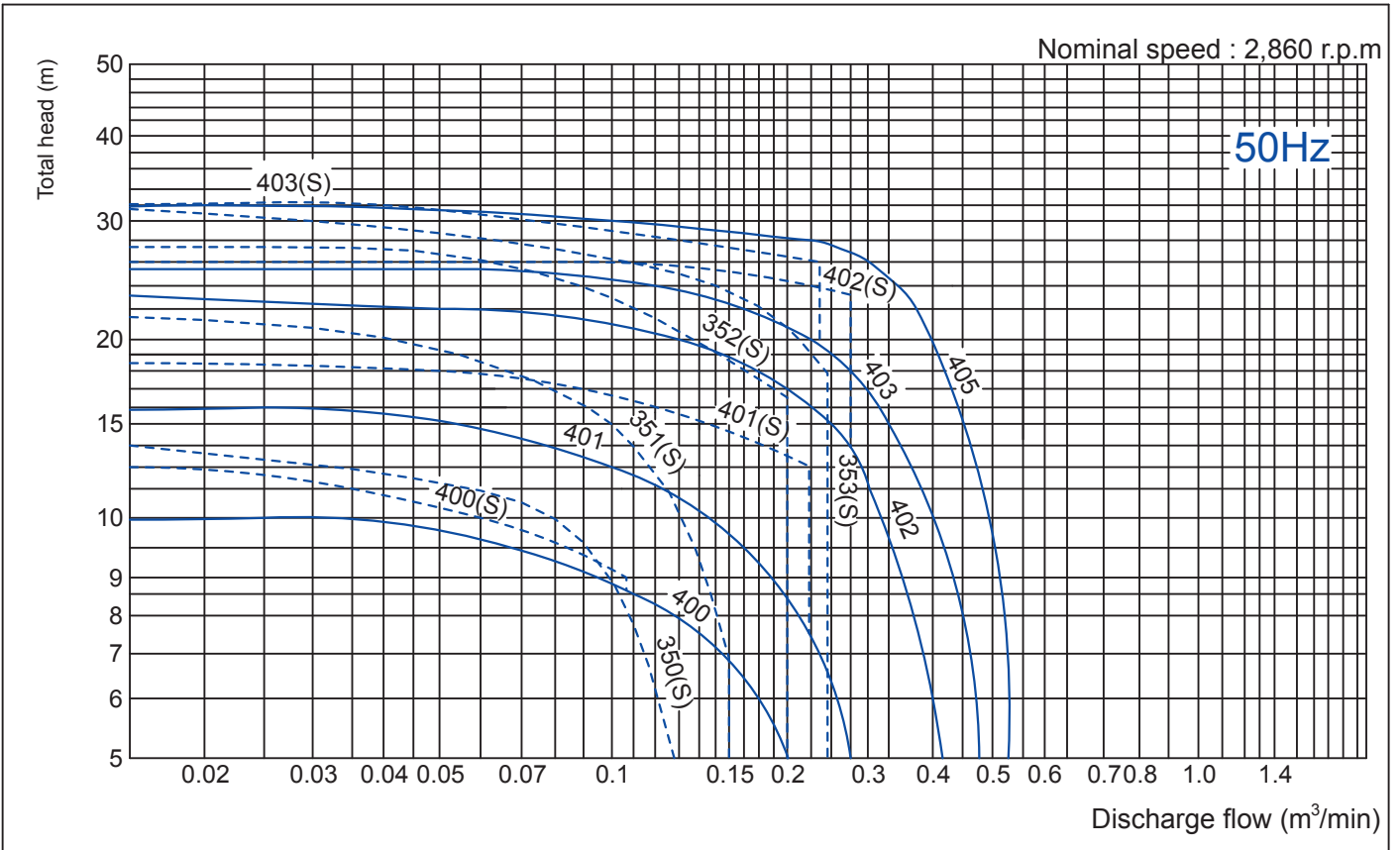


Specification table

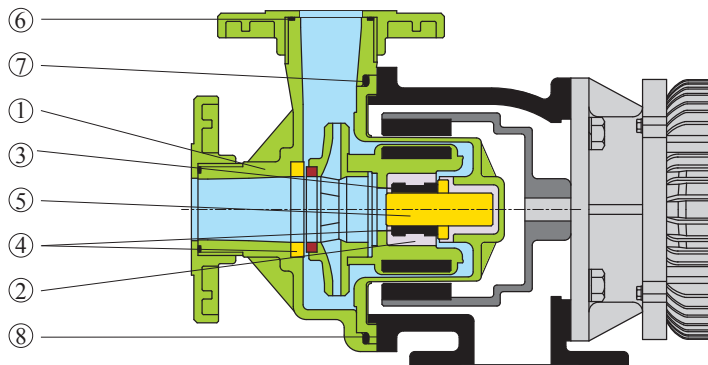
Model	Connection Method		Pump performance at specified point(M-L/Min)			Applicable Motor Output(kW)
	Outlet(mm)	Inlet(mm)	Specific Gravity	50Hz	60Hz	
NH-350 PW-K	25	25	1.2	10.0 - 80	11.0 - 80	0.37
			1.5	11.0 - 40	11.0 - 50	
			1.9	6.0 - 50	7.0 - 60	
NH-351 PW-K	25	25	1.2	15.0 - 100	17.0 - 80	0.75
			1.5	12.4 - 80	14.5 - 70	
			1.9	12.0 - 80	14.5 - 20	
NH-352 PW-K	32	32	1.2	23.0 - 100	27.0 - 100	1.5
			1.5	21.0 - 100	25.0 - 100	
			1.9	18.0 - 100	21.0 - 100	
NH-353 PW-K	32	32	1.2	24.0 - 150	32.0 - 120	2.2
			1.5	22.0 - 150	29.0 - 120	
			1.9	19.0 - 150	25.0 - 120	
NH-400 PW-K	40	40	1.2	7.4 - 135	8.0 - 110	0.37
			1.5	6.5 - 135	5.2 - 135	
			1.9	4.7 - 120	3.9 - 120	
NH-401 PW-K	40	40	1.2	10.0 - 180	9.5 - 180	0.75
			1.5	8.5 - 160	8.8 - 160	
			1.9	6.0 - 175	5.2 - 175	
NH-402 PW-K	40	50	1.2	16.0 - 260	15.5 - 260	1.5
			1.5	13.0 - 240	13.5 - 240	
			1.9	10.0 - 280	7.9 - 280	
NH-403 PW-K	40	50	1.2	17.0 - 330	15.0 - 330	2.2
			1.5	15.0 - 310	16.3 - 310	
			1.9	14.0 - 280	13.0 - 280	
NH-405 PW-K	40	50	1.2	24.5 - 390	20.5 - 390	3.7
			1.5	20.5 - 310	20.3 - 350	
			1.9	15.2 - 220	19.3 - 290	

PW-K Series

PW-K series performance curve

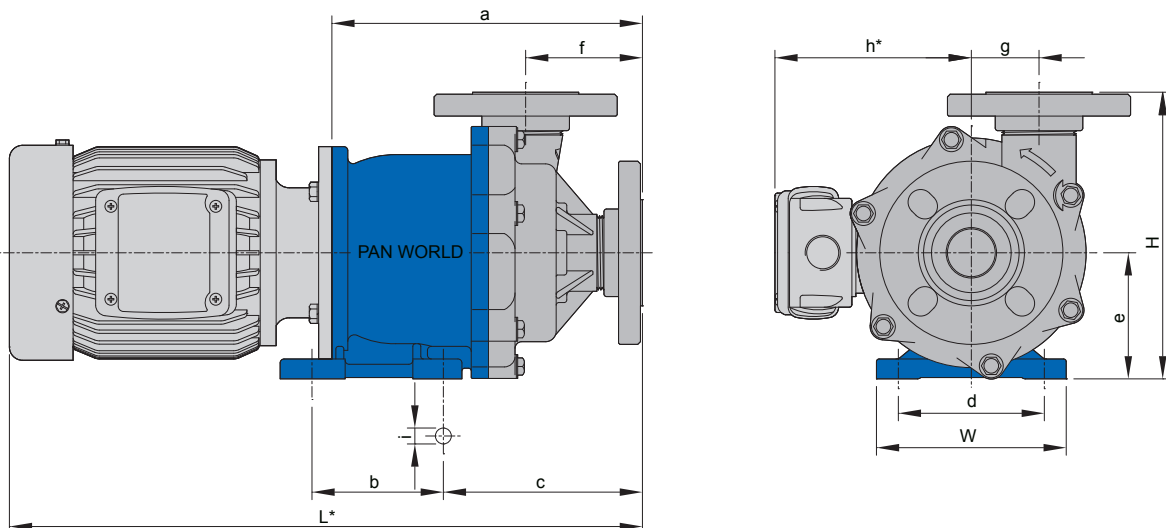


PW-K Series Parts List



Part name	PW-K Series				
	FV	RV	AV	FN	SI
1. Casing	Fluorine Resin				
2. Holder	ETFE				
3. Bearing	H.D. Carbon	Rulon	Ceramic	H.D. Carbon	Sic
4. Thrust pad	Ceramic				Sic
5. Spindle	Ceramic		Sic	Ceramic	Sic
6. O ring	FKM		NBR	FKM	
7. O ring	FKM		NBR	FKM	
8. Bracket	Grey cast iron				

Installation dimension



Dimensions in mm

MODEL	W	H	L*	a	b	c	d	e	f	g	h	i
NH-350PW-K	157	257	472	232.5	130	161	130	115	88	77.5	138.5	12
NH-351PW-K	160	257	470	240	130	170	130	115	88	77.5	145	12
NH-352PW-K	160	242	505.5	222.5	132	155	130	120	78	57	149	12
NH-353PW-K	160	242	505.5	222.5	132	155	130	120	78	57	149	12
NH-400PW-K	140	216	473	233	98	150	110	95	87	51	151	12
NH-401PW-K	160	254	488	256	130	184	130	115	102.5	57.5	160	12
NH-402PW-K	260	255	620	305	200	158	208	115	89	65	176	14
NH-403PW-K	260	255	620	305	200	158	208	115	89	65	176	14
NH-405PW-K	260	270	689	326	200	158	208	130	89	65	208	14