

## PS-K Series (Fluorine Resin)

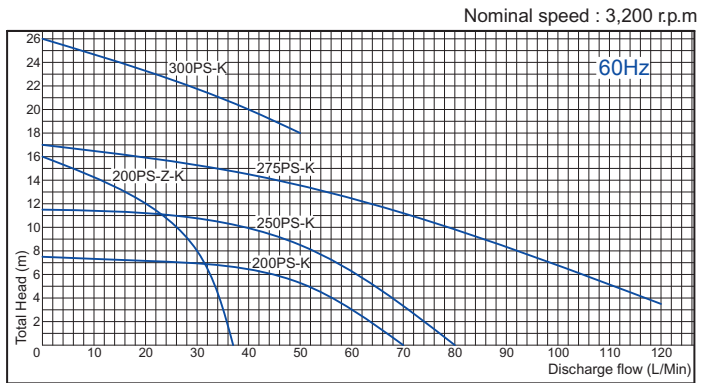
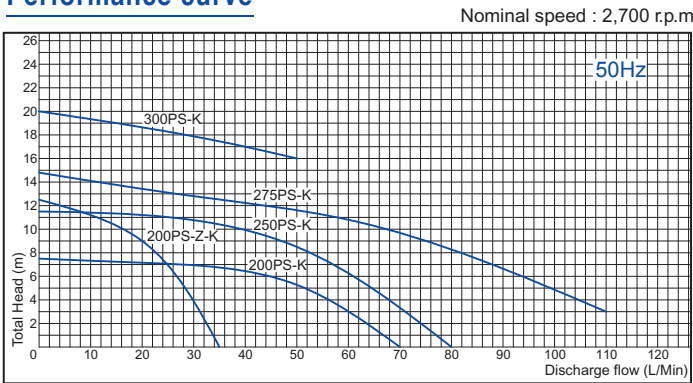
- Precision injection part, Fluorine Resin.
- 11 models with flow rates up to 120 lit/min and discharge head of 25 m.
- Able to handle almost all types of chemical and temperature up to 80°C.
- Available in hose , threaded or flange connections.



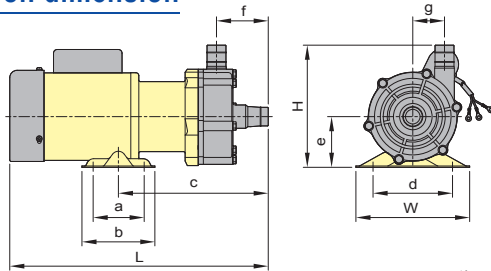
### Specification table

Model	Connection Method				Performance M-L/Min , 50~60Hz		Motor
	Hose (mm) In x Outlet	Thread (") In x Outlet	Union (A) In x Outlet	Flange (A) In x Outlet	Max total head- max discharge	Specified head- Specified discharge	Output x Input (W)
NH-200PS-K	26 x 26	NPT1 x 1,G1 x 1	20 x 20	25 x 25	7.5-70 / 7.5-70	5.5-50 / 5.5-50	150-290
NH-200PS-K-3	26 x 26	NPT1 x 1,G1 x 1	20 x 20	25 x 25	7.5-70 / 7.5-70	5.5-50 / 5.5-50	150-290
NH-200PS-Z-K	26 x 26	NPT1 x 1,G1 x 1	20 x 20	25 x 25	12.5-35 / 16-37	9-20 / 8-30	150-290
NH-200PS-Z-K-3	26 x 26	NPT1 x 1,G1 x 1	20 x 20	25 x 25	12.5-35 / 16-37	9-20 / 8-30	150-290
NH-250PS-K	26 x 26	NPT1 x 1,G1 x 1	20 x 20	25 x 25	11.5-80 / 11.5-80	8.5-50 / 8.5-50	250-390
NH-250PS-K-3	26 x 26	NPT1 x 1,G1 x 1	20 x 20	25 x 25	11.5-80 / 11.5-80	8.5-50 / 8.5-50	250-390
NH-250PS-K-3E	26 x 26	NPT1 x 1,G1 x 1	20 x 20	25 x 25	12.5-120 / 14-120	9-65 / 9-80	JEM-0.2kW
NH-275PS-K	26 x 26	NPT1 x 1,G1 x 1	20 x 20	25 x 25	14.8-110 / 17-120	11-60 / 11-70	250-390
NH-275PS-K-3	26 x 26	NPT1 x 1,G1 x 1	20 x 20	25 x 25	14.8-110 / 17-120	11-60 / 11-70	250-390
NH-300PS-K	26 x 20	NPT1 x 3/4,G1 x 3/4	20 x 16	---	20-50 / 25-50	16-50 / 21-50	330-460
NH-300PS-K-3	26 x 20	NPT1 x 3/4,G1 x 3/4	20 x 16	---	20-50 / 25-50	16-50 / 21-50	330-460

### Performance curve

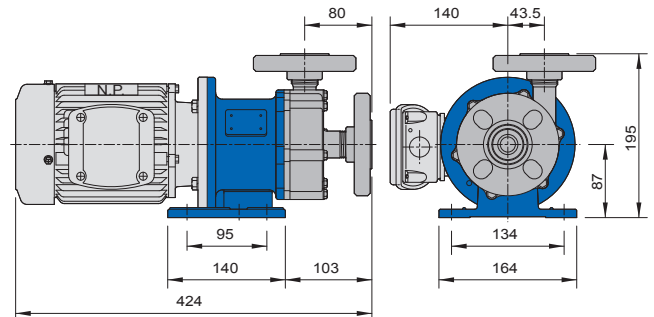


### Installation dimension



unit : mm

MODEL	W	H	L	a	b	c	d	e	f	g
NH-200PS-K	156	165	355	70	100	205	110	66	70	43.5
NH-200PS-K-3	156	165	345	70	100	205	110	66	70	43.5
NH-200PS-Z-K	156	165	355	70	100	205	110	66	70	43.5
NH-200PS-Z-K-3	156	165	345	70	100	205	110	66	70	43.5
NH-250PS-K	156	165	365	70	100	195	110	66	70	43.5
NH-250PS-K-3	156	165	355	70	100	195	110	66	70	43.5
NH-275PS-K	156	165	365	70	100	195	110	66	70	43.5
NH-275PS-K-3	156	165	355	70	100	195	110	66	70	43.5
NH-300PS-K	160	175	385	80	110	200	140	75	55	59
NH-300PS-K-3	160	175	375	80	110	200	140	75	55	59



Installation dimension for NH-250PS-K-3E in mm