

Water Treatment



HYDRA MT

SOLENOID DOSING PUMPS



Main characteristics

- Digital solenoid dosing pump with constant dosing and proportionally driven by an external analog signal (0/4 to 20 mA or 20 to 4/0 mA) or digital signal (water level, voltage signal)
- Timed dosing through a weekly programmable timer
- Ppm Dosage
- Batch Dosage
- Statistics
- Password
- ON / OFF Remote Signal
- PVDF-C pump head
- Ceramic balls reliability of dosing and chemical compatibility
- Diaphragm PTFE resistance and compatibility with all chemicals
- Manual flow rate adjustment from 10-100%
- Manual priming valve
- Wall mounting with fixing bracket
- Anti-seepage system

Water Treatment



Performance data

PERFORMANCES TEST HAS BEEN DONE AT AMBIENT TEMPERATURE, WITH WATER, AT 1,5 mt SUCTION HEIGHT

FLOW RATE	PRESSURES	CC/IMP.	CONNECTIONS	STROKES/MIN.	DIMENSIONS	PROTECTION	WEIGHT	ABSORPTION	POWER
5 l/h	8 bar	0.52	4x6	160	190,5 x 92 x 135,5	IP65	1,5 Kg	12 W	110-230 Vac


Power supply: 230 Vac 50 Hz Power consumption 12 W HY.BL, HY.MA, HY.BC, HY.MT, HY.PR 100 to 240 Vac, 50/60 Hz (With absorption reduced as the magnet absorbs only the amount of energy required to perform the assay in the installation conditions excellent) Power consumption 14 W.

Anti-seepage system

The anti-seepage system, is a solution to prevent the intrusion of chemical product inside the pump: leakage and chemical intrusion can happen when the O-ring is damaged or consumed by regular use.

This device is integrated in the hydraulic part, between pump head and body, behind the diaphragm: the outgoing collection channel of the anti-seepage device (see below blue arrow) collects the leakage and expel it out.

When the leakage is visible, the operator can proceed either tightening the 4 bolts of the head (4Nm torque) or disassembling the head and inspect it in order to understand leakage causes .



Anti-seepage device

collection channel

Water Treatment

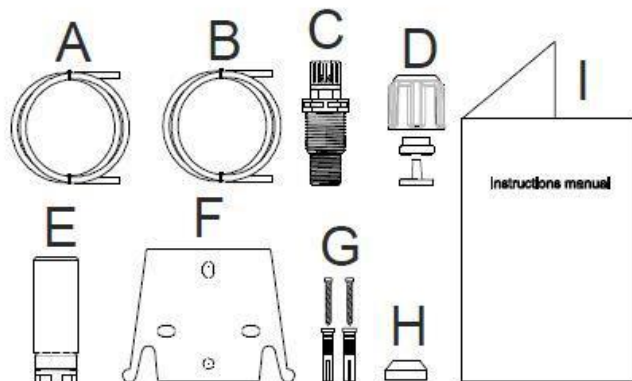


Main applications

- Electroplating industry, Pickling, Degreasing and metal treatments.
- Cooling Tower
- Potable water application
- Reverse osmosis application
- Paper industry
- Ceramic industry

Installation Kit (included)

- A. Opaque hose for connecting the pump's outlet to the injection point
- B. Transparent hose for suction and for connecting the bleeding valve up for manual priming
- C. Injection fitting
- D. Hose connection kit
- E. Bottom filter
- F. Wall mounting bracket
- G. Anchors for securing the pump to the wall
- H. Screw protection caps
- I. Instructions Manual



Water Treatment



Accessories

AC.SL



- Floating level probe with bipolar cable (2 mt) with support

AC.VS



- Back-pressure valve up to 10 bar
- PTFE diaphragm

PRIMING AID



- Capacity: 300 ml
- PVC body
- FPM seals
- Connections: 4x6mm – 8x12mm

AC.VIE



- Extractable injection valve PVC ½" g.m. IN - ½" g.m. OUT



- Extractable injection valve with ball valve PVC ½" g.m. IN - ½" g.m. OUT

AC.VM PVDF

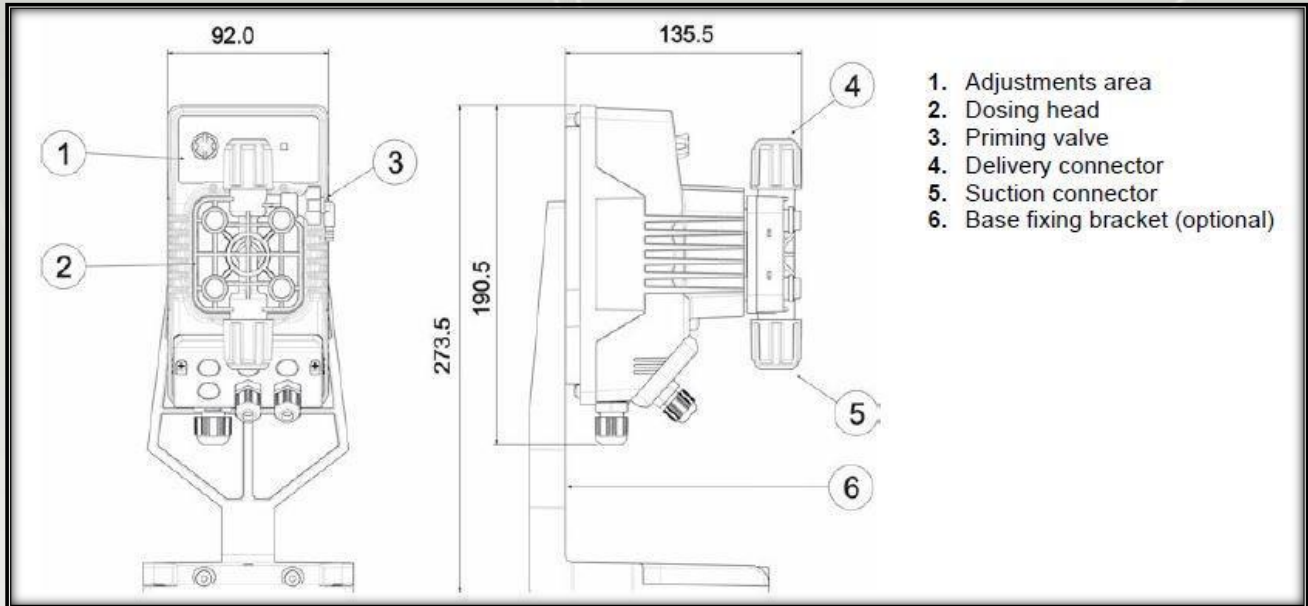


- Multifunction valve, antisiphon, backpressure, safety
- PVDF body, PTFE membrane
- Adjustable Pressure 0÷5 bar • Relief Pressure 0÷18 bar

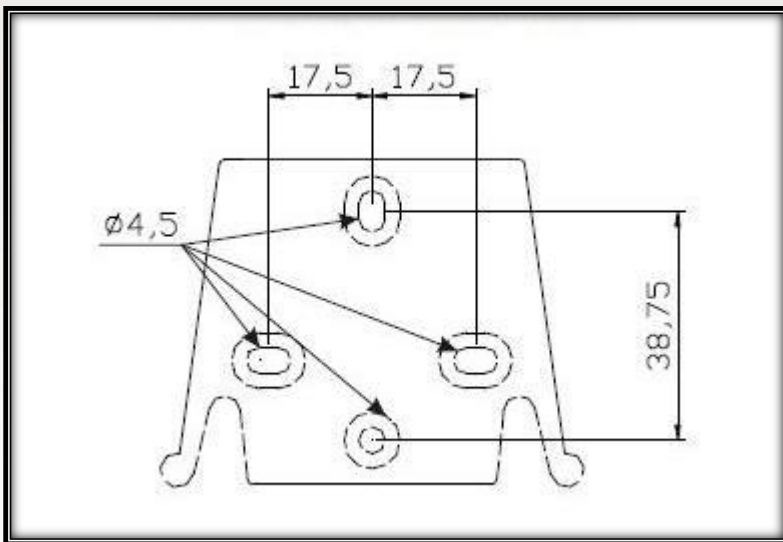
Water Treatment



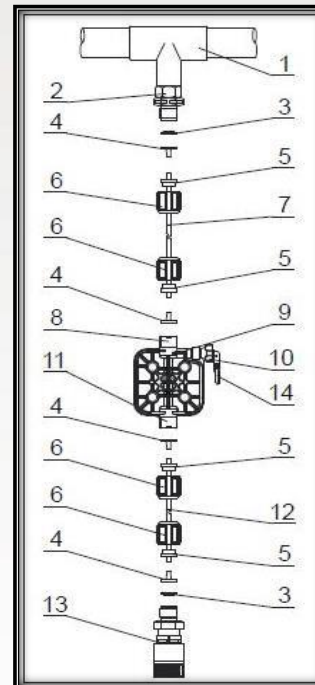
Dimensional drawing



Fixing templates



Plumbing



- 1-Point injection
- 2-Fitting injection
- 3-Seal
- 4-Pipe holder
- 5-Pipe clamp
- 6-Ring nut
- 7-Delivery hose
- 8-Delivery valve
- 9-Body Pump
- 10-Valve bleed
- 11-Suction valve
- 12-Suction hose
- 13-Filter bottom
- 14-Connector bleed valve