

- 本系列中壓可變容量葉片幫浦，係針對油壓迴路所需要中壓力而設計，利用引導壓有效的控制總壓的昇降，故能提高迴路效率，降低噪音，降低油溫。適用於各類油壓機械或專用機。
- Mid Pressure Variable Displacement Vane in Pump aims at the demanded mid pressure on the hydraulic circuits. By controling the up and down of total pressure through a guide pressure, it's able to make the circuits more effective, reduce the noise and the oil temperature. Suitable for diverse hydraulic machines or the machines with other purposes.

型式號碼表示法 / MODEL NUMBER DESIGNATON

VTC	-F	30	-A※	※
型式號碼 Model	安裝方式 Mounting Type	吐出容積 Delivery Capacity L/min	壓力調整範圍 Range Of Pressure Adjustment(kgf/cm²)	心軸種類 Shaft Type
VTC	F：法蘭型 Flange Type L：腳座型 Foot Type	20,26,30,40	A2: 15~70 A3: 70~105 A4: 105~140	無標記(none)：平鍵(Straight key) T9:花鍵(Spline key)
		54,70,86		無標記(none)：平鍵(Straight key)

幫浦性能表 /SPECIFICATION

型式號碼 Model	最高壓力(瞬間) Max Pressure kg/cm²	吐出量 Output Flow AT 3.5kg/cm² 1800 r.p.m L/min	配管尺寸 Ports size			迴轉速度 Speed r.p.m		重量 Weight(kg)	
			出口 Out	入口 In	迴油 Dr	最低 Min	最高 Max	腳座型 Foot Type	法蘭型 Flange Type
VTC-20	140	20	1/2"	3/4"	3/8"	900	1800	12.5	9.5
VTC-26	140	26							
VTC-30	140	30							
VTC-40	105	40							
VTC-54	140	54	3/4"	1"	3/8"	800	1800	35	27
VTC-70	105	70							
VTC-86	105	86							

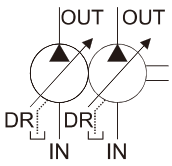

VTCS-54+VTCS-30

- 本系列中壓可變容量輪葉幫浦，係針對油壓迴路節省空間所需要中壓力而設計，利用引導壓有效的控制總壓的昇降，故能提高迴路效率，降低騷音，降低油溫，提高效能。適用於各類油壓機械或專用機。
- Mid pressure variable displacement vane in pump, saving system for hydraulic circuit pressure space needs and design,using thepilot pressure to effectively control the total pressure of the lift, it can improve circuit efficiency and reduce Noise level, reduce the oil tempreature, improve performace. Applicable to all types of hydraulic machinery or special machine.

型式號碼表示法 / MODEL NUMBER DESIGNATON

VTC	S	-F	-30	-A※	※
型式號碼 Model	調壓方式 Adjustable Type	安裝方式 Mounting Type	吐出容積 Delivery Capacity L/min	壓力調整範圍 Range Of Pressure Adjustment(kgf/cm²)	心軸種類 Shaft Type
VTC	S:卸載型 unload	F：法蘭型 Flange Type L：腳座型 Foot Type	20，26 ,30 ,40	A2: 15~70 kg A3: 70~105 kg A4: 105~140 kg	無標記(none): 平鍵 (Straight key) T9：花鍵(Spline key)
			54 ,70 ,86		無標記(none): 平鍵 (Straight key)

幫浦性能表 /SPECIFICATION

型式號碼 Model	最高壓力(瞬間) Max Pressure kg/cm²	吐出量 Output flow at 3.5kg/cm² 1800 r.p.m. L/min	配管尺寸 Ports size			迴轉速度 Speed r.p.m		重量 Weight(kg) (不含電磁閥重量)	
			出口 Out	入口 In	迴油 Dr	最低 Min	最高 Max	腳座型 Foot Type	法蘭型 Flange Type
VTCS-20	140	20	1/2”	3/4”	3/8”	800	1800	16.5	13.5
VTCS-26	140	26							
VTCS-30	140	30							
VTCS-40	105	40							
VTCS-54	140	54	3/4”	1”	3/8”	800	1800	38	30
VTCS-70	105	70							
VTCS-86	105	86							

外觀尺寸圖 / DIMENSIONS(IN MILIMITERS)

VTC-20,26,30,40

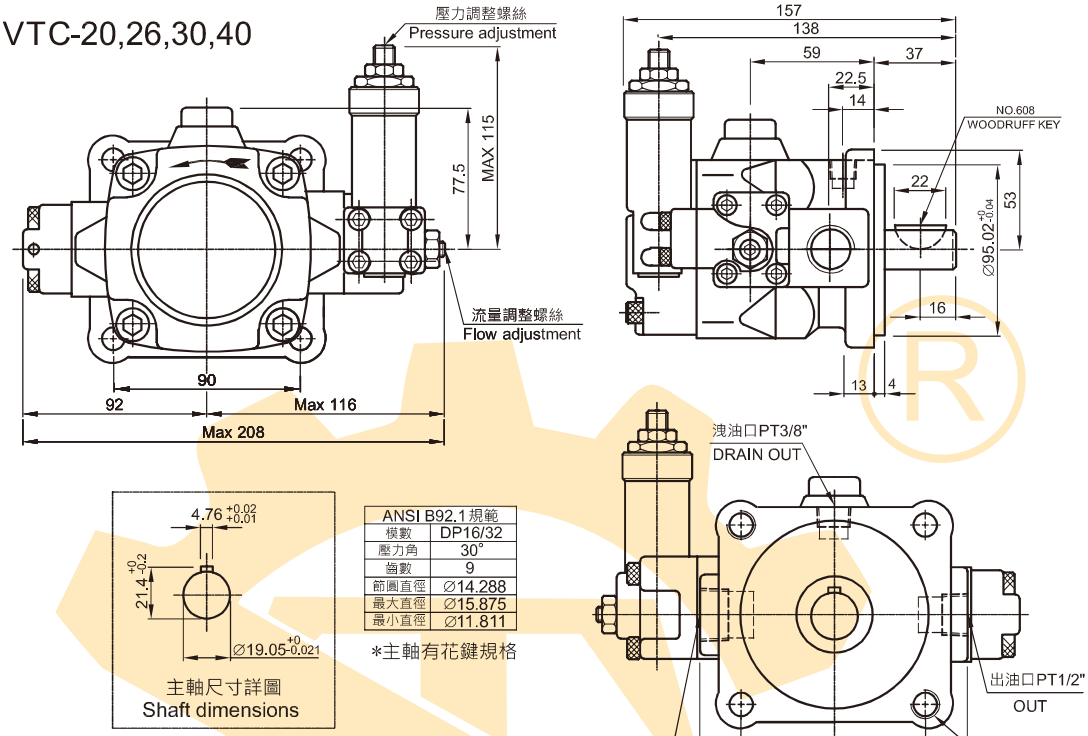

ANSI B92.1 規範	
模數	DP16/32
壓力角	30°
齒數	9
節圓直徑	Ø14.288
最大直徑	Ø15.875
最小直徑	Ø11.811

*主軸有花鍵規格

VTC-54,70,86

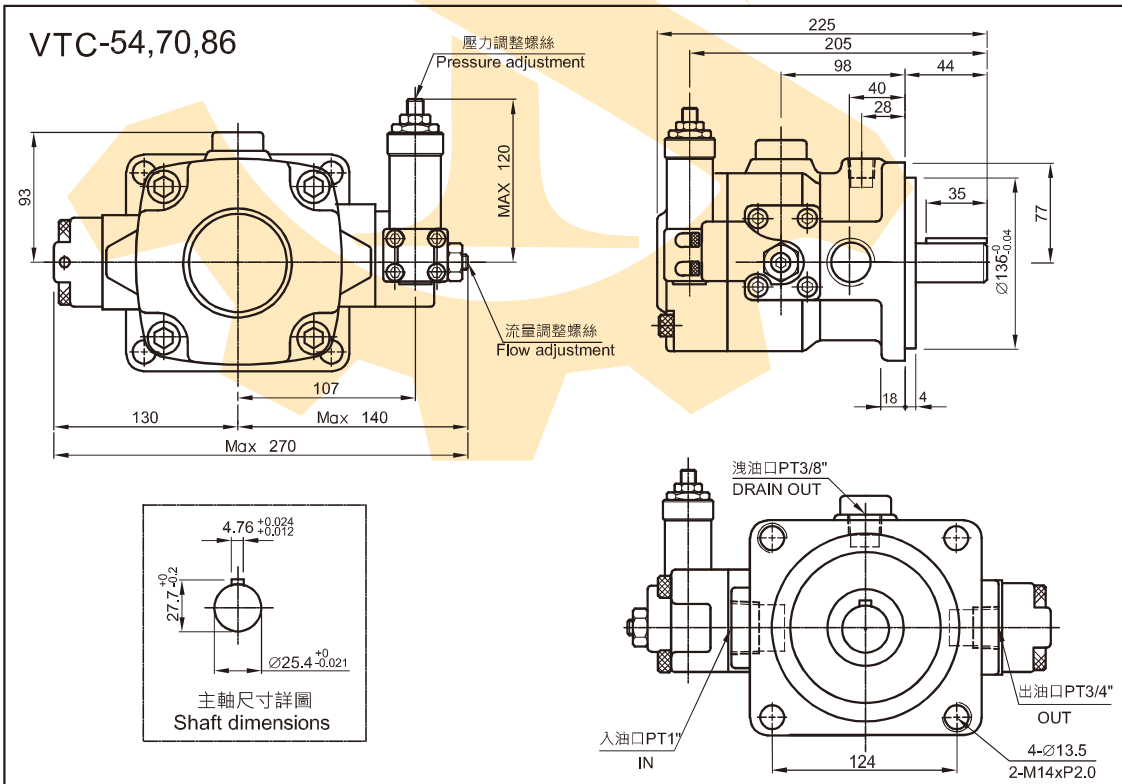

性能曲線圖 /PERFORMANCE CURVE

VTC-30A2

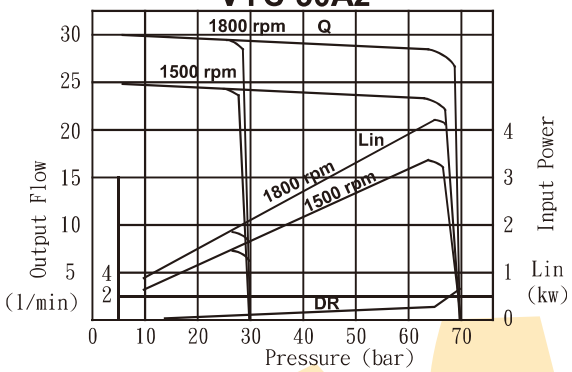

VTC-30 A4

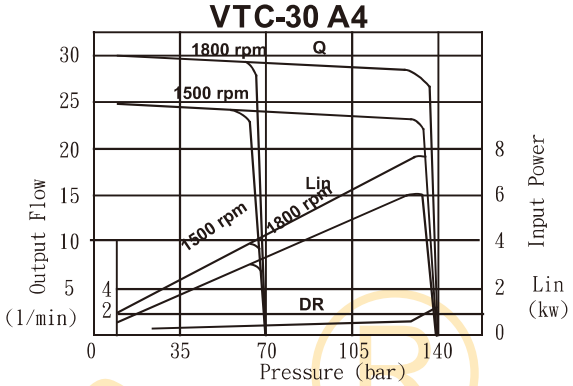

VTC-40 A2

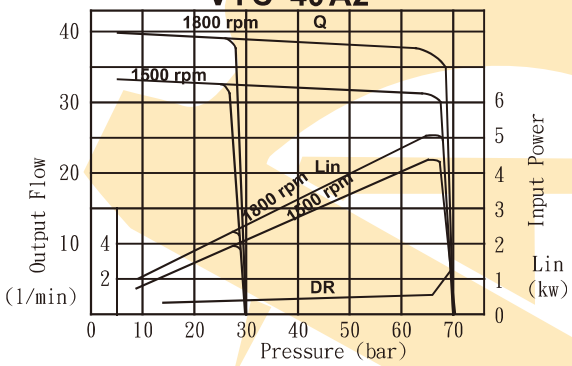

VTC-40 A3

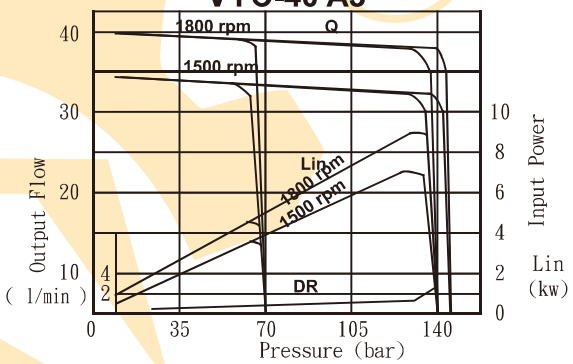

VTC-54-A2

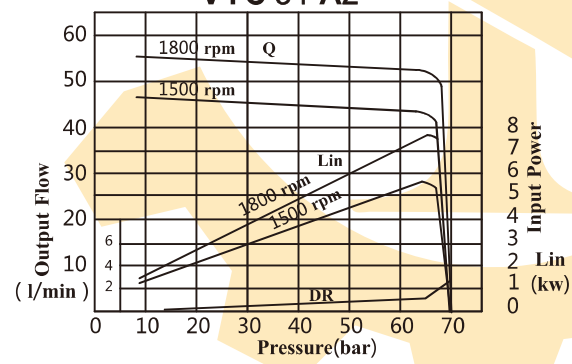

VTC-54A4

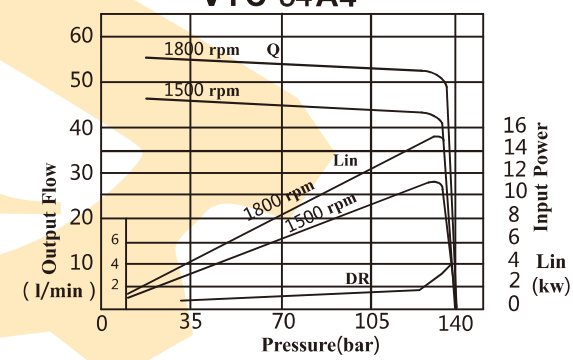

VTC-70A2

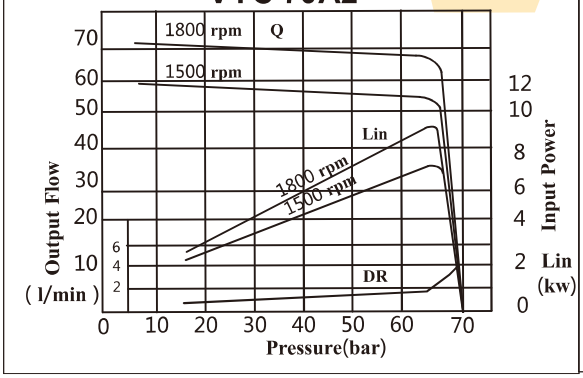

VTC-70A3

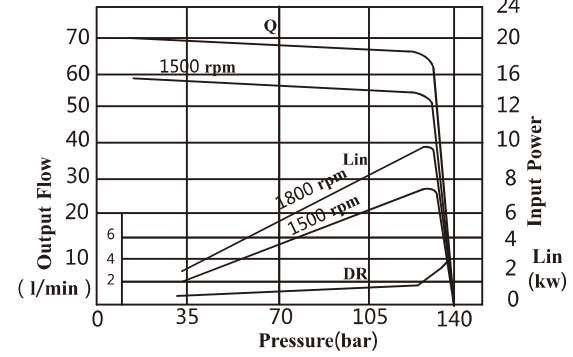

VTC-30/40 系列 分解圖/ DISASSEMBLY FIG

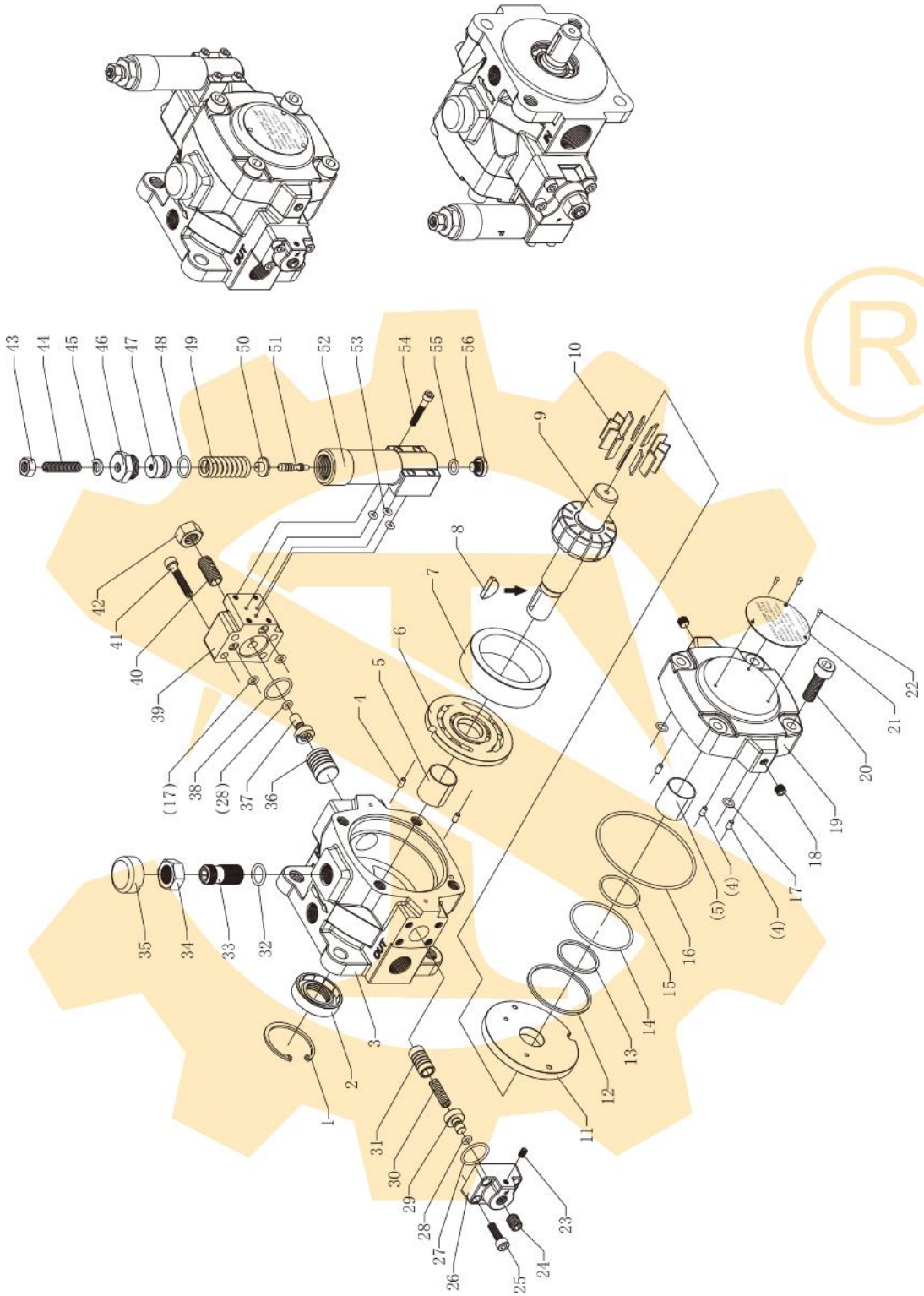

VTC-30/40 系列　零件表/PARTS LIST

項目 Item	內容 Description	數量 Q'ty	附註 Remarks	項目 Item	內容 Description	數量 Q'ty	附註 Remarks
1	扣環/Retainer ring	1	R-42	29	平衡 O 型環塞 Piston Plug	1	
2	心軸油封/Shaft seal	1	TC4-22×42×11	30	彈簧/Spring	1	1.4×8×26
3	泵浦本體/Pump Body	1		31	平衡滑軸 Balancing Spool	1	
4	定位梢/Locking pin	5	4×8	32	O 型環/O ring	1	P-14
5	乾式軸承/Dry bearings	2	CB-2225	33	調整噪音螺栓/Adj. bolt	1	M16×P1.0×36
6	前分流板 Front port plate	1		34	調整螺帽/Screw nut	1	M16×1.0
7	壓力環/Cam ring	1		35	黑蓋/ Black Lid	1	
8	半圓鍵/Woodruff key	1	3/16×7/8	36	流量滑軸 Traffic sliding shaft	1	
9	心軸轉子/Shaft Rotor	1		37	流量 O 型環塞/O ring	1	
10	葉片/Vane	13	1.6×9.65×22	38	O 型環/O ring	1	P-22
11	後分流板 Rear port plate	1		39	調流量側蓋 Control flow side cover	1	
12	鐵氟龍(背托環) Teflon O ring	1	56.6×52.2×1.5	40	無頭內六角螺絲 Flat hexagonal screw	1	M12×1.75×25
13	鐵氟龍(背托環) Teflon O ring	1	36.3×31.9×1.5	41	六角沉頭螺絲 Countersink hex-screw	4	M6×1.03×35
14	O 型環/O ring	1	S-53	42	螺帽/Screw nut	1	M12×1.75
15	O 型環/O ring	1	S-32	43	螺帽/Screw nut	1	M8×1.25
16	O 型環/O ring	1	G-85	44	無頭內六角螺絲 Flat hexagonal screw	1	M8×1.25×35
17	O 型環/O ring	4	P-6	45	彈簧華司 Spring washer	1	M8
18	日規塞頭/Plug	2	1/16	46	六角塞頭螺栓 Hexagon head bolt plugs	1	
19	後蓋/Rear cover	1		47	安全閥塞頭/ Plug	1	
20	六角沉頭螺絲 Countersink hex-screw	4	M10×1.5×30	48	O 型環/O ring	1	P-14
21	銘牌/ Brand plate	1		49	彈簧/Spring	1	3.5×15.5×38.5
22	馬達釘/ Motor nails	3		50	安全閥滑軸座 Spool valve seat	1	
23	無頭內六角螺絲 Flat hexagonal screw	1	M5×8	51	安全閥滑軸 Spool valve	1	
24	無頭內六角螺絲 Flat hexagonal screw	1	M10×1.5×12	52	安全閥體 Pressure adj. body	1	
25	六角沉頭螺絲 Countersink hex-screw	4	M6×1.0×20	53	O 型環/O ring	3	P-5
26	平衡側蓋/Side cover	1		54	六角沉頭螺絲 Countersink hex-screw	4	M5×0.8×30
27	O 型環/O ring	1	P-20	55	O 型環/O ring	1	P-10
28	O 型環/O ring	2	P-5	56	安全閥底座塞頭/ Plug	1	

VTC-54/70/86 系列 分解圖/ DISASSEMBLY FIG

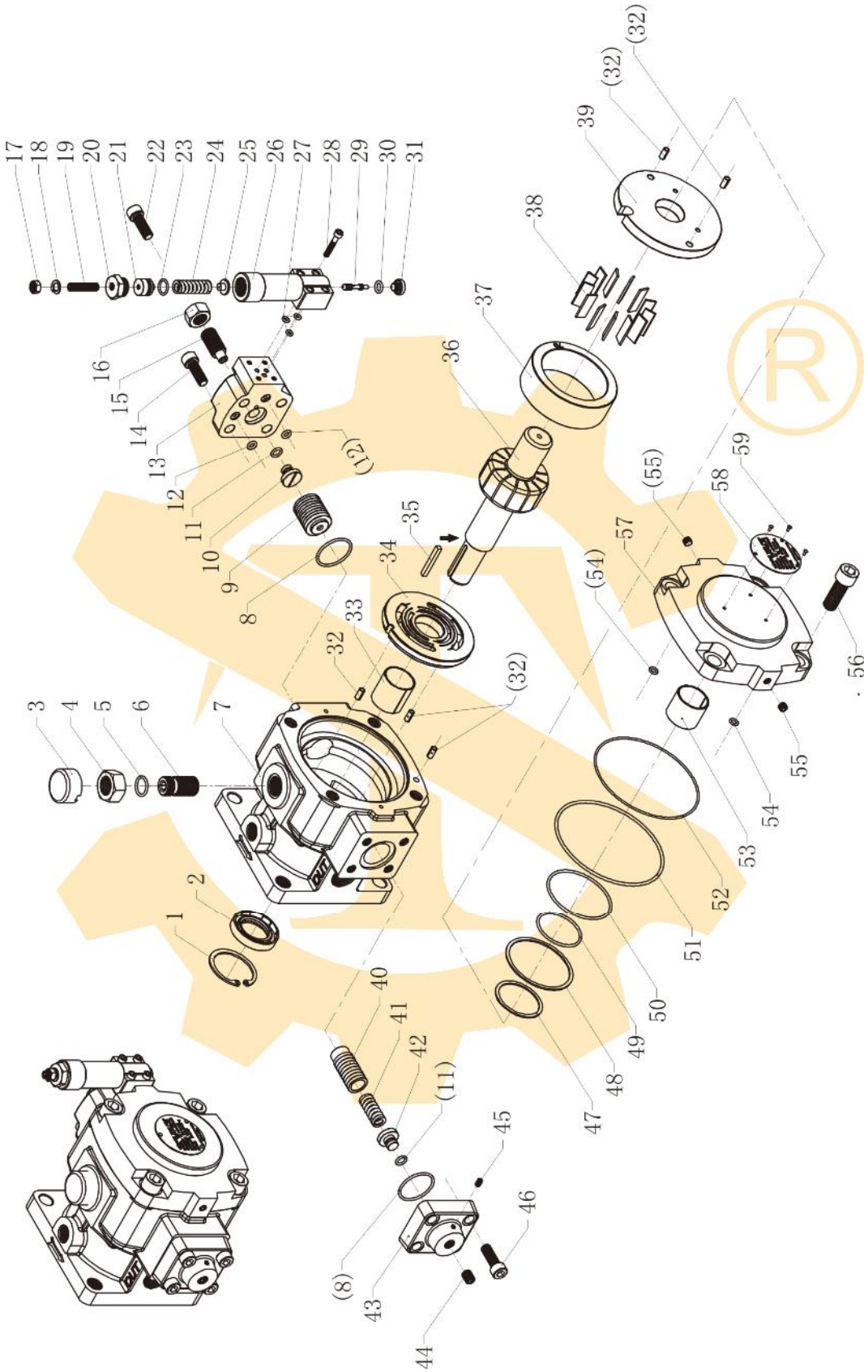

VTC-54/70/86 零件表/PARTS LIST

項目 Item	內容 Description	數量 Q'ty	附註 Remarks	項目 Item	內容 Description	數量 Q'ty	附註 Remarks
1	扣環/Retainer ring	1	R-52	31	安全閥底座塞頭/ Plug	1	
2	心軸油封/Oil seal	1	TC4-32×52×9	32	定位梢/Locking pin	5	6×12
3	帽蓋/ Snsp cap	1		33	乾式軸承/Dry bearings	1	CB-3230
4	螺帽/Screw nut	1	M20×P1.5	34	前分流板 Front port plate	1	
5	O 型環/O ring	1	P-18	35	平鍵/Keyway	1	4.76×35
6	調整螺栓/Adjust bolt	1	M20×1.5×40.5	36	心軸轉子/Shaft Rotor	1	
7	泵浦本體/Pump Body	1		37	壓力環/Cam ring	1	
8	O 型環/O ring	2	G-35	38	葉片/Vane	13	2×12.5×32
9	流量滑軸 Traffic sliding shaft	1		39	後分流板 Rear port plate	1	
10	流量 O 型環塞/O ring	1		40	平衡滑軸 Balancing Spool	1	
11	O 型環/O ring	2	P-9	41	彈簧/Spring	1	3.5×15.5×35.5
12	O 型環/O ring	2	P-7	42	平衡 O 型環塞 Piston Plug	1	
13	調流量側蓋 Control flow side cover	1		43	平衡側蓋/Side cover	1	
14	六角沉頭螺絲 Countersink hex-screw	3	M10×1.5×30	44	無頭內六角螺絲 Flat hexagonal screw	1	M10×1.5×16
15	調整螺栓/ Adjust bolt	1	M16×2.0×40	45	定位梢/Locking pin	1	M5×8-無頭
16	螺帽/Screw nut	1	M16×2.0	46	六角沉頭螺絲 Countersink hex-screw	4	M10×1.5×30
17	螺帽/Screw nut	1	M8×1.25	47	鐵氟龍(背托環) Teflon O ring	1	54.1×47.3×1.5
18	彈簧華司 Spring washer	1	M8	48	鐵氟龍(背托環) Teflon O ring	1	76.6×69.8×1.5
19	無頭內六角螺絲 Flat hexagonal screw	1	M8×1.25×35	49	O 型環/O ring	1	AS-135
20	六角塞頭螺栓 Hexagon head bolt plugs	1		50	O 型環/O ring	1	AS-149
21	安全閥塞頭/ Plug	1		51	O 型環/O ring	1	G-120
22	六角沉頭螺絲 Countersink hex-screw	1	M10×1.5×40	52	O 型環/O ring	1	2115
23	O 型環/O ring	1	P-14	53	乾式軸承/Dry bearings	1	CB-3230
24	彈簧/Spring	1	3.0×14.5×39.3	54	O 型環/O ring	2	P-7
25	安全閥滑軸座 Spool valve seat	1		55	日規塞頭/Plug	2	1/16
26	安全閥體 Pressure adj. body	1		56	六角沉頭螺絲 Countersink hex-screw	4	M14×2.0×40
27	O 型環/O ring	3	P-5	57	後蓋/Rear cover	1	
28	六角沉頭螺絲 Countersink hex-screw	4	M5×0.8×30	58	銘牌/ Brand plate	1	
29	安全閥滑軸 Spool valve seat	1		59	馬達釘/ Motor nails	3	
30	O 型環/O ring	1	P-10	60			