VTB+PA(HGP-2A)

VTB+HGP-1A(2孔或4孔)

本系列可變容量葉片幫浦，係針對油壓迴路之油量而設計，故能提高迴路效率，降低噪音，油溫，使所輸入之能量，變成有效的功，達到動力的目地。

適用研磨機、自動車床、工作母機、製鞋機械各種專用機或單能機。

Variable Displacement Vane Pumps focuses on the required oil quantity of hydraulic circuits. Therefore, the design is to improve the circuit efficiency, lower the noise and oil temperature to make the work more efficient and achieve the purpose of saving the power.

Suitable for a grinding machine, an automatic lathe, a main processor, a shoes-making machine and the machines for other purposes or a monostable machine.

型式號碼表示法 / MODEL NUMBER DESIGNATON

VTB	-F	30	+S	-A※
型式號碼 Model	安裝方式 Mounting Type	吐出容積 Delivery Capacity L/min	型式號碼 Model	壓力調整範圍 Range Of Pressure Adjustment(kgf/cm²)
VTB	F：法蘭型 Flange Type L：腳座型 Foot Type	26,30,40	PA (K1P,HGP-2A) KP05 HGP-1A (2B,4BE)	A1: 5~30 A2: 30~55 A3: 50~70

幫浦性能表 /SPECIFICATION

型式號碼 Model	最高壓力(瞬間) Max Pressure kg/cm²	吐出量 Output Flow AT 3.5kg/cm² 1800 r.p.m L/min	配管尺寸 Ports size			迴轉速度 Speed r.p.m		重量 Weight(kg)	
			出口 OUT	入口 IN	迴油 DR	最低 Min	最高 Max	腳座型 Foot Type	法蘭型 Flange Type
VTB-26+S	70	26	3/8"	1/2"	1/4"	900	1800	12	9.1
VTB-30+S	70	30	1/2"	3/4"	1/4"				
VTB-40+S	70	40							
VTC-20+S	140	20	1/2"	3/4"	3/8"			12.5	9.5
VTC-26+S	140	26							
VTC-30+S	140	30							
VTC-40+S	105	40							
VTC-54+PA	140	54	3/4"	1"	3/8"	800	1800	35	27
VTC-70+PA	140	70							
VTC-86+PA	105	86							

外觀尺寸圖 / DIMENSIONS(IN MILIMITERS)

VTB+HGP-1A（2B）

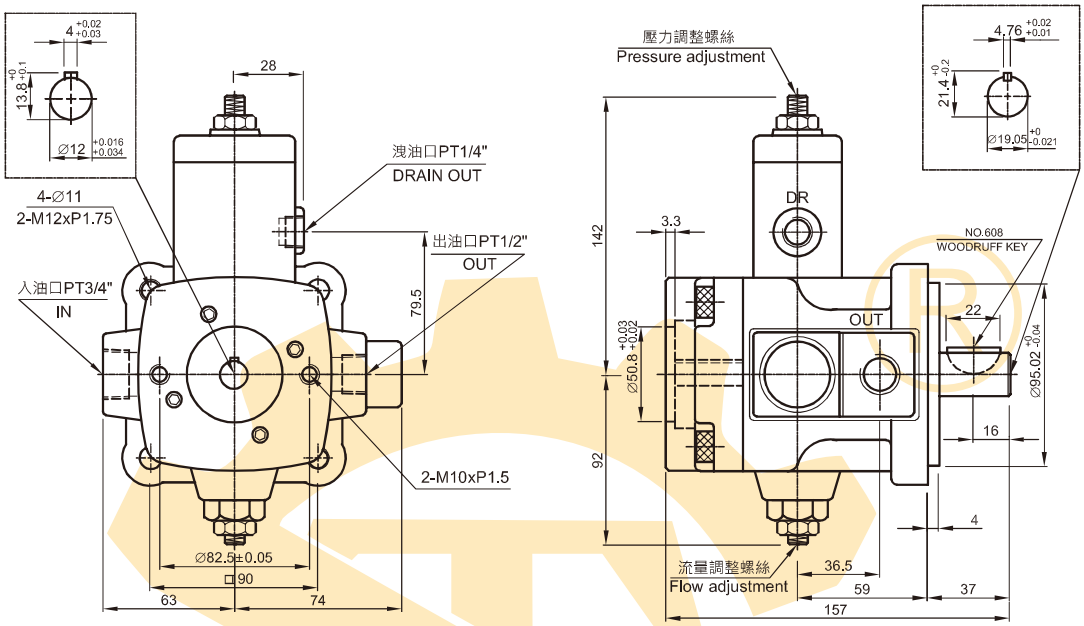

可變容量葉片幫浦+齒輪幫浦
Variable displacement vane pump + Gear pump

VTB+HGP-1A(4BE)

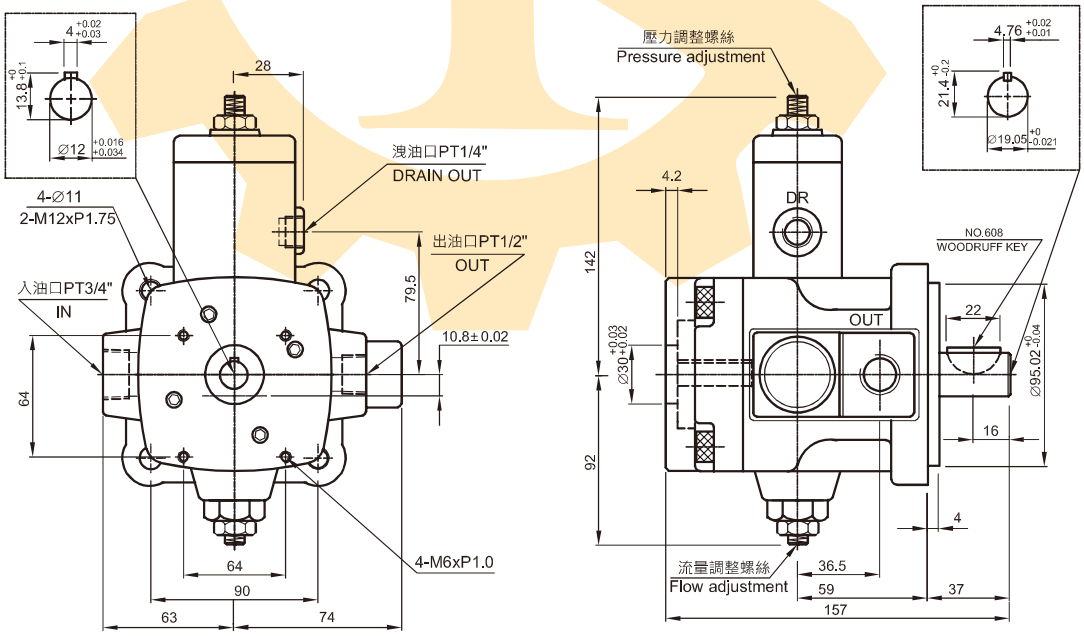

可變容量葉片幫浦+齒輪幫浦
Variable displacement vane pump + Gear pump

外觀尺寸圖 / DIMENSIONS(IN MILIMITERS)

VTB-30,40+PA(HGP-2A)

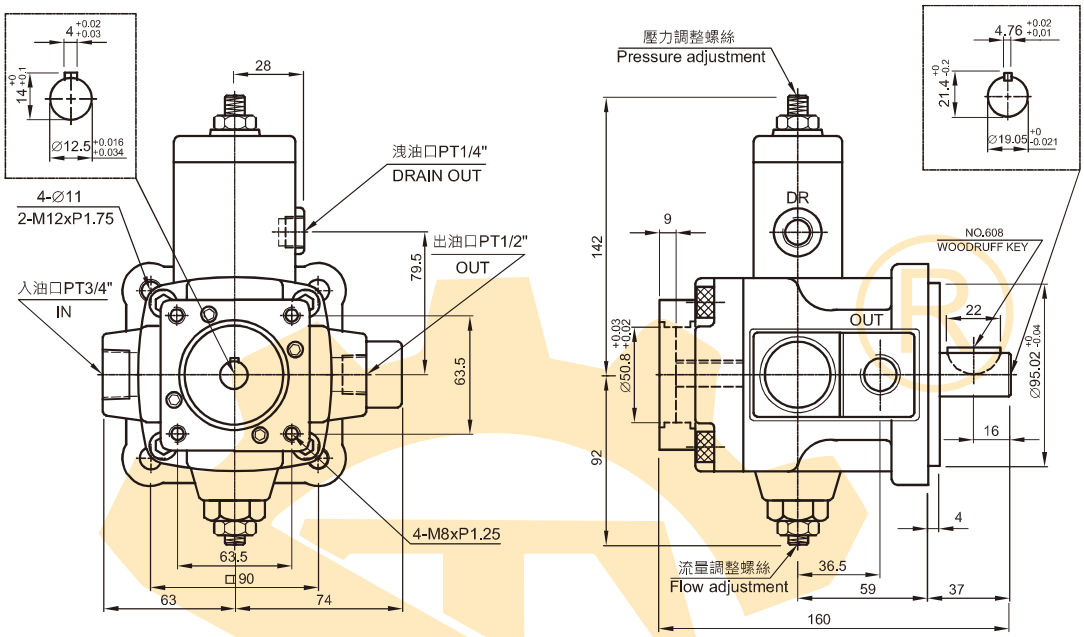

可變容量葉片幫浦+齒輪幫浦
Variable displacement vane pump + Gear pump

VTC-20,30,40+PA

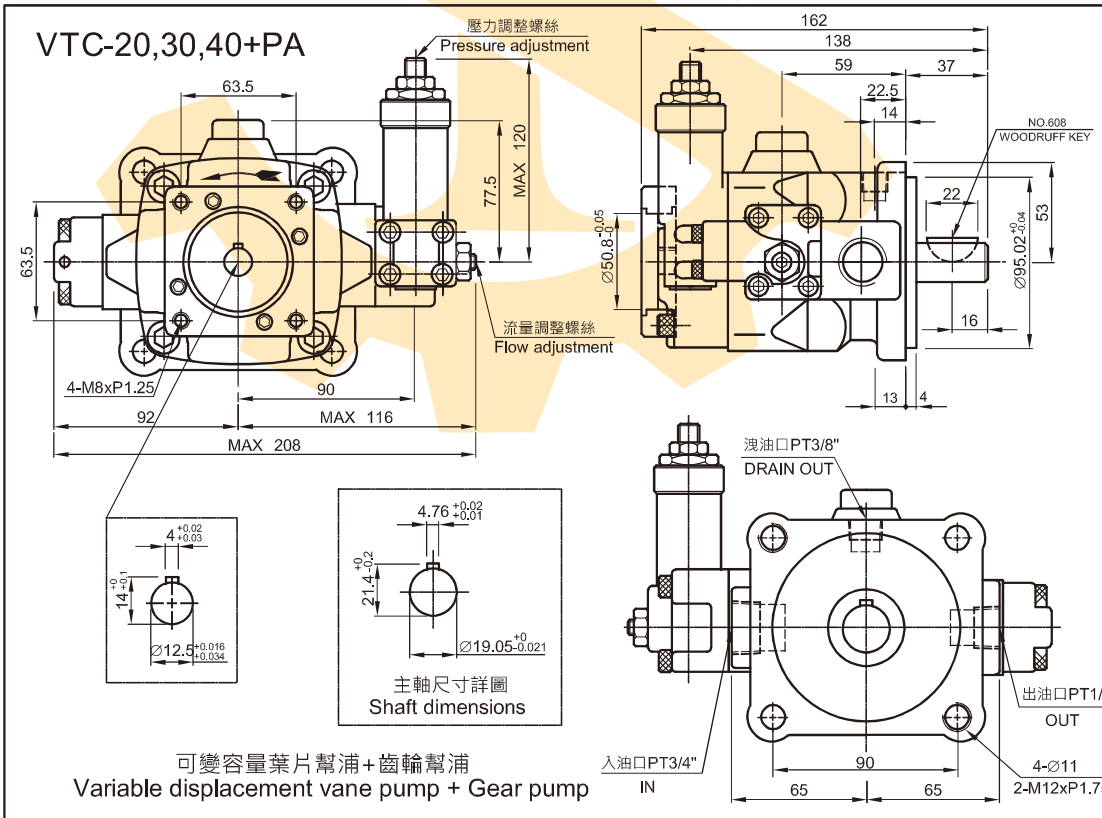

可變容量葉片幫浦+齒輪幫浦
Variable displacement vane pump + Gear pump

外觀尺寸圖 / DIMENSIONS(IN MILIMITERS)

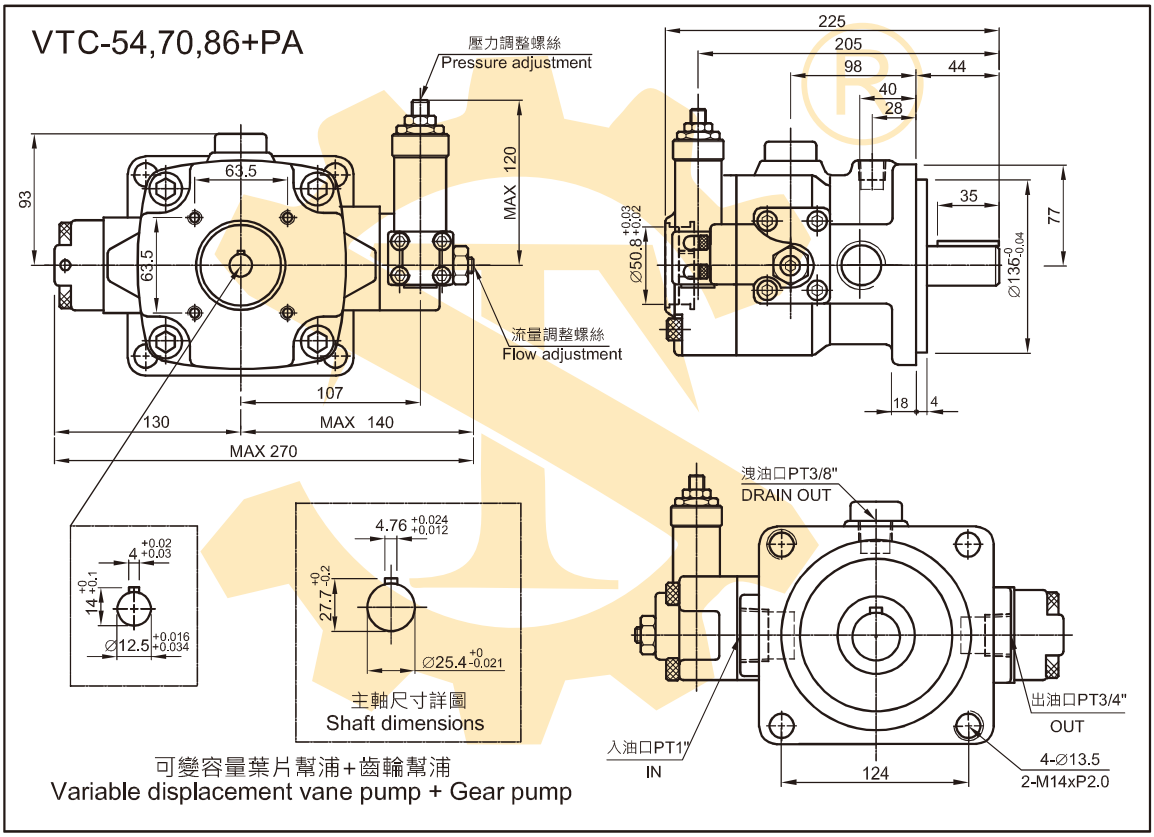

VTB+PA 組合系列 分解圖/ DISASSEMBLY FIG

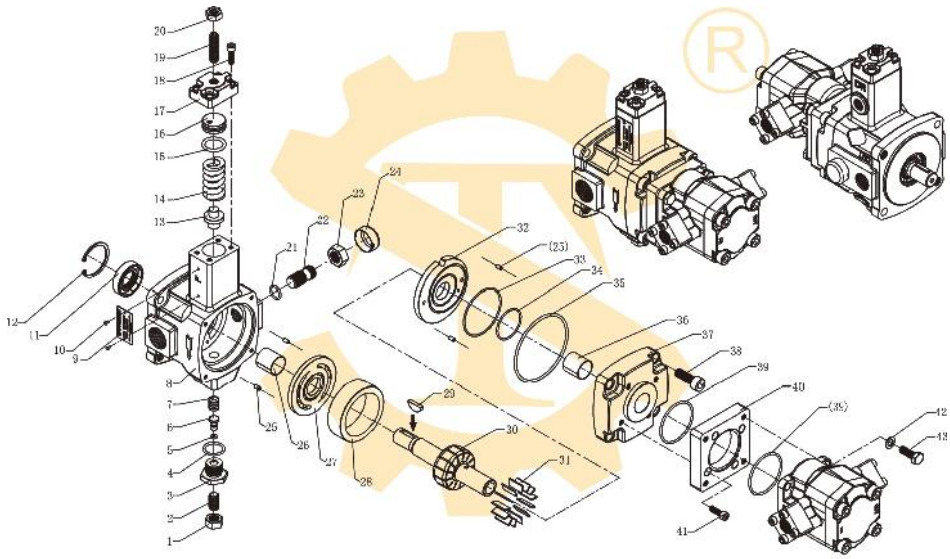

VTB+PA 組合系列 零件表/PARTS LIST

項目 Item	內容 Description	數量 Q'ty	附註 Remarks	項目 Item	內容 Description	數量 Q'ty	附註 Remarks
1	螺帽/Screw nut	1	M12×1.75	23	螺帽/Screw nut	1	M16×1.0
2	調整螺栓/Adjust bolt	1	M12×1.75×20	24	帽蓋/Snap cap	1	
3	塞頭螺絲/Plug screw	1		25	定位梢/Locking pin	4	Ø4.0×8
4	O 型環/O ring	1	P-22	26	乾式軸承/Dry bearings	1	22×25
5	O 型環/O ring	1	P-5	27	前分流板 Front port plate	1	
6	柱塞/Plug screw	1		28	壓力環/Cam ring	1	
7	活塞/Piston	1		29	半圓鍵/Woodruff key	1	No.608 (3/16×7/8)
8	泵浦本體/Pump body	1		30	心軸轉子/Shaft Rotor	1	
9	銘牌/ Brand plate	1		31	葉片/Vane	13	1.6×9.65×22
10	馬達釘/ Motor nails	2		32	後分流板 Rear port plate	1	
11	心軸油封/Oil seal	1	22×42×11	33	O 型環/O ring	1	S-60
12	扣環/Retainer ring	1	R-42	34	O 型環/O ring	1	S-38
13	雙頭活塞/ Twin piston	1		35	O 型環/O ring	1	G-85
14	彈簧/Spring	1		36	乾式軸承/Dry bearings	1	22×25
15	O 型環/O ring	1	P22A	37	後蓋/ Rear cover	1	
16	單頭活塞/ Snap plug	1		38	六角沉頭螺絲 Countersink hex-screw	4	M10×1.5×25
17	壓力調整蓋/cover	1		39	O 型環/O ring	2	AS-137
18	六角沉頭螺絲 Countersink hex-screw	4	M6×1.0×20	40	後蓋連接板 Rear cover plate	1	
19	調整螺栓/ Adjust bolt	1	M10×1.5×40	41	六角沉頭螺絲 Countersink hex-screw	4	M6×1.0×20
20	螺帽/Screw nut	1	M10×1.5	42	彈簧華司 Spring washer	4	M8
21	O 型環/O ring	1	P-14	43	六角全牙螺絲 Hexagon cap screw	4	M8×1.25×20
22	調整螺栓/ Adjust bolt	1	M16×1.0×36				

VTC+PA雙聯系列 分解圖/ DISASSEMBLY FIG

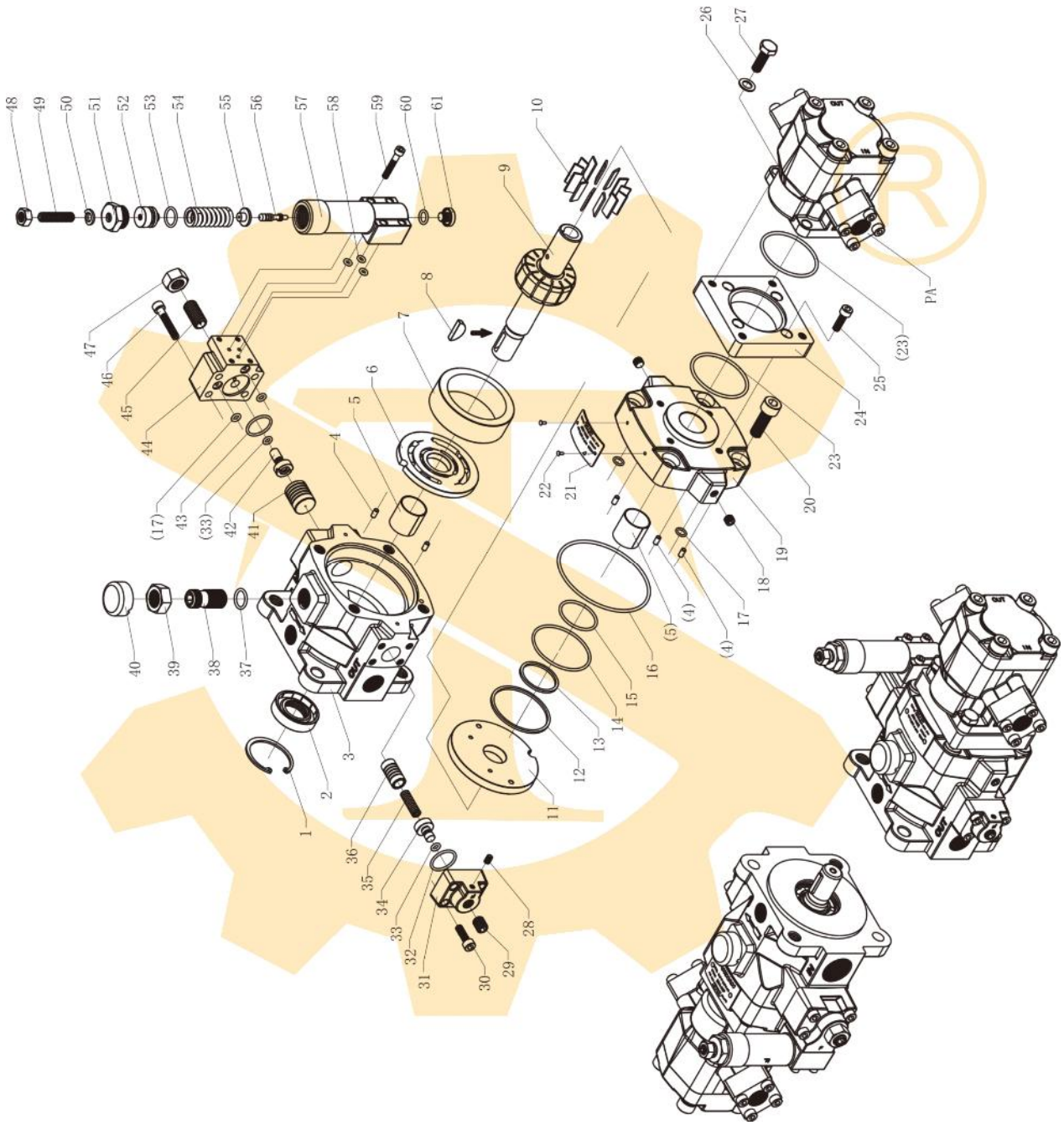

VTC+PA 雙聯系列 零件表/PARTS LIST

項目 Item	內容 Description	數量 Q'ty	附註 Remarks	項目 Item	內容 Description	數量 Q'ty	附註 Remarks
1	扣環/Retainer ring	1	R-42	32	O 型環/O ring	1	P-20
2	心軸油封/Oil seal	1	TC4-22×42×11	33	O 型環/O ring	2	P-5
3	泵浦本體/Pump Body	1		34	平衡 O 型環塞 Piston Plug	1	
4	定位梢/Locking pin	5	4×8	35	彈簧/Spring	1	1.4×8×26
5	乾式軸承/Dry bearings	2	CB-2225	36	平衡滑軸 Balancing Spool	1	
6	前分流板 Front port plate	1		37	O 型環/O ring	1	P-14
7	壓力環/Cam ring	1		38	調整噪音螺栓/Adj. bolt	1	M16×P1.0×36
8	半圓鍵/Woodruff key	1	3/16×7/8	39	調整螺帽/Screw nut	1	M16×1.0
9	心軸轉子/Shaft Rotor	1		40	黑蓋/ Black Lid	1	
10	葉片/Vane	13	1.6×9.65×22	41	流量滑軸 Traffic sliding shaft	1	
11	後分流板 Rear port plate	1		42	流量 O 型環塞/O ring	1	
12	鐵氟龍(背托環) Teflon O ring	1	56.6×52.2×1.5	43	O 型環/O ring	1	P-22
13	鐵氟龍(背托環) Teflon O ring	1	36.3×31.9×1.5	44	調流量側蓋 Control flow side cover	1	
14	O 型環/O ring	1	S-53	45	無頭內六角螺絲 Flat hexagonal screw	1	M12×1.75×25
15	O 型環/O ring	1	S-32	46	六角沉頭螺絲 Countersink hex-screw	4	M6×1.03×35
16	O 型環/O ring	1	G-85	47	螺帽/Screw nut	1	M12×1.75
17	O 型環/O ring	4	P-6	48	螺帽/Screw nut	1	M8×1.25
18	日規塞頭/Plug	2	1/16	49	無頭內六角螺絲 Flat hexagonal screw	1	M8×1.25×35
19	後蓋/Rear cover	1		50	彈簧華司 Spring washer	1	M8
20	六角沉頭螺絲 Countersink hex-screw	4	10×30	51	六角塞頭螺栓 Hexagon head bolt plugs	1	
21	銘牌/ Brand plate	1		52	安全閥塞頭/ Plug	1	
22	馬達釘/ Motor nails	2		53	O 型環/O ring	1	P-14
23	O 型環/O ring	2	AS-137	54	彈簧/Spring	1	3.5×15.5×38.5
24	後蓋連接板 Rear cover plate	1		55	安全閥滑軸座 Spool valve seat	1	
25	六角沉頭螺絲 Countersink hex-screw	4	M6×1.0×20	56	安全閥滑軸 Spool valve	1	
26	彈簧華司/Spring washer	4	M8	57	安全閥體 Pressure adj. body	1	
27	六角全牙螺絲 Hexagon cap screw	4	M8×1.25×20	58	O 型環/O ring	3	P-5
28	無頭內六角螺絲 Flat hexagonal screw	1	M5×8	59	六角沉頭螺絲 Countersink hex-screw	4	M5×0.8×30
29	無頭內六角螺絲 Flat hexagonal screw	1	M10×1.5×12	60	O 型環/O ring	1	P-10
30	六角沉頭螺絲 Countersink hex-screw	4	M6×1.0×20	61	安全閥底座塞頭/ Plug	1	
31	平衡側蓋/Side cover	1					