




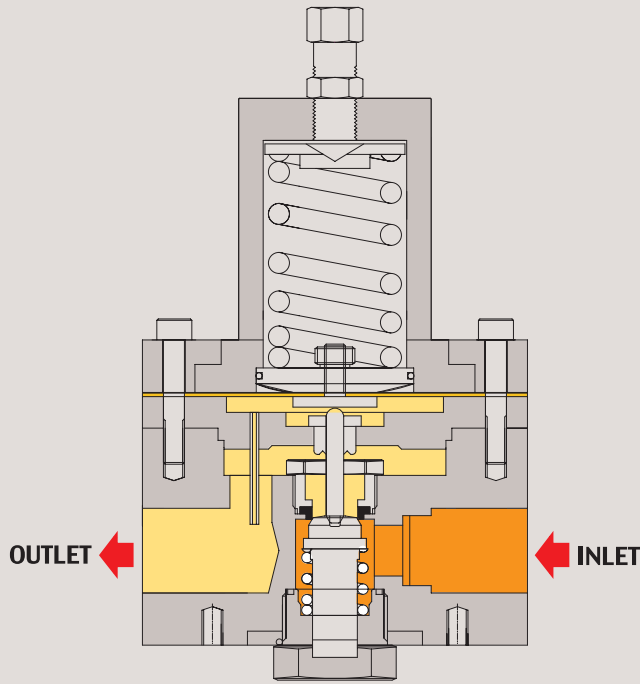
# DR110 SERIES

GAS AND D/I WATER HIGH FLOW NPT TYPE

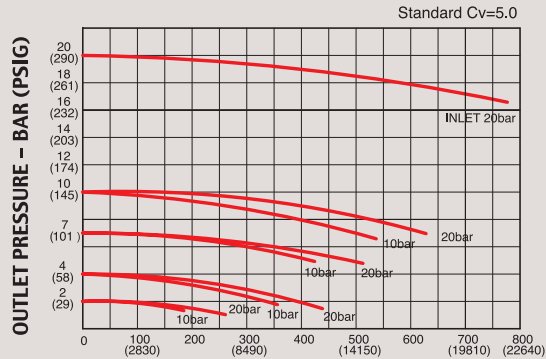




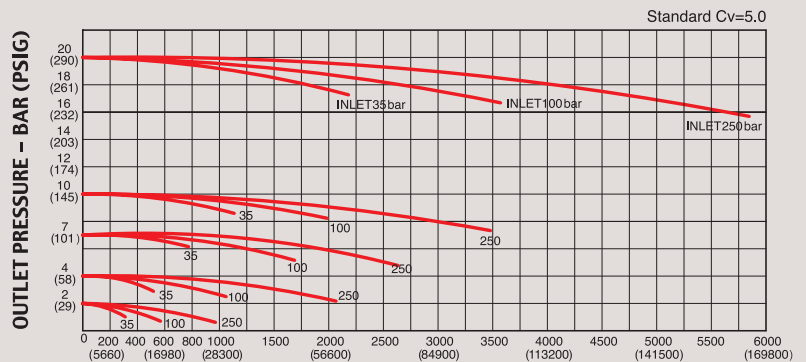
## FUNCTIONAL SCHEMATIC



## FLOW CHART



FLOW RATE – SCFM (LPM) Air (\*1 LPM=28.3 SCFM\*)



FLOW RATE – SCFM (LPM) Air (\*1 LPM=28.3 SCFM\*)

### Gas and D/I Water High Flow NPT type (1/2", 3/4", 1")

DR110 시리즈는 고 유량의 일반적인 산업용 가스배관, 에어 배관라인, 일반 물 라인 또는 초 순수 라인 등에 이상적으로 사용하도록 설계된 Cv=5.0제품입니다.

- 본체는 모델에 따라 Stainless Steel 316L 또는 Brass로 구성되어 있고 내부 부품은 Stainless Steel 316L로 이루어져 있으며, Valve Seat는 PCTFE or PFA를 사용하여 가스와 물 등을 사용하여도 내구성과 안전성이 뛰어나며, 다이어프램은 Teflon을 사용하였습니다.
- 입구 압력은 최대 250bar(3600psi) ~ 42bar(600psig), 출구압력은 모델에 따라 0.3bar (5psi)에서 최대 20bar(290 psig)까지 사용하기에 적합한 제품입니다.
- In, Out압력계(Gauge)가 기본 조립되어 출고되는 제품이며, 4-Ports NPT or BSP 1/2", 3/4", 1" 타입으로 선택 가능합니다.

DR110 Series having Cv5.0 is a pressure reducing regulator ideally designed to use for high flow application in the field of general industrial gas pipeline, air pipeline, wafer or DI water lines. 1/2", 3/4", and 1" NPT and BSP connections are available.

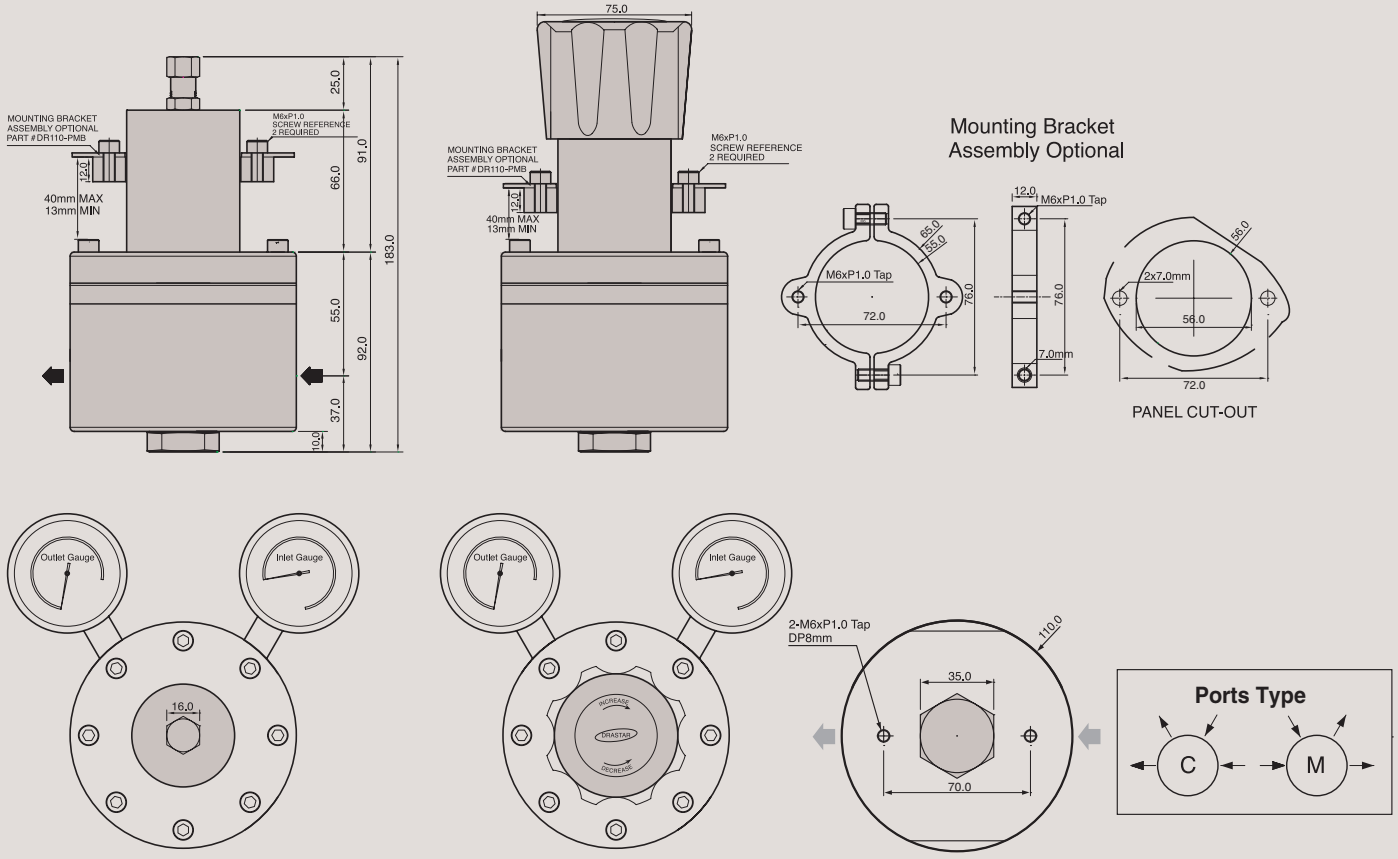
### Features & Applications

- 1/2", 3/4", and 1" NPT or BSP port of connection available
- Drop-preventing function is built in
- Inlet pressures are 250bar(3600psi) or 42bar(600psi) and outlet pressures are 2bar(30psig)~ 20bar(290psig)
- Panel mounting and wall mounting bracket available as option
- Design proof pressure: 150% of maximum rated
- Suitable for D/I water, industrial gases, air or water line industrial control

**REFERENCE**

This catalogue is printed as of January 2018, and the dimensions and/or specifications in this catalogue can be changed without prior notice in the course of constant upgrading and improvement of our products.

**INSTALLATION DIMENSIONS**



※ DRASTAR' s all pressure regulators are assembled, cleaned, inspected, and packed in clean-room equipped with clean bench, helium detector, particle counter, ultrasonic cleaner, ultrapure water system, vacuum packaging machine, etc. through oxygen cleaning procedure in compliance with process and regulations indicated in CGA 4.1. and or ASTM G-93 and are free of any grease or oils.

※ **Caution:** Filtering (gas 7 μm~15 μm, water 15 μm~80 μm) is a MUST to use in the general gas application other than high purity gases. Otherwise, it may cause a failure to the regulators. It is strongly recommended to install filter for extension of life span and saving the maintenance expense.

※ **주의 :** 크린라인이 아닌 일반 라인에 사용 할 경우 반드시 필터링(gas 7 μm~15 μm, water 15 μm~80 μm)을 하여야 하며, 그렇지 않을 경우 바로 고장의 원인이 됩니다. 모든 제품은 필터링하여 사용하면 A/S 비용 절감과 제품의 수명연장에 많은 도움이 됩니다.

**ORDERING INFORMATION**

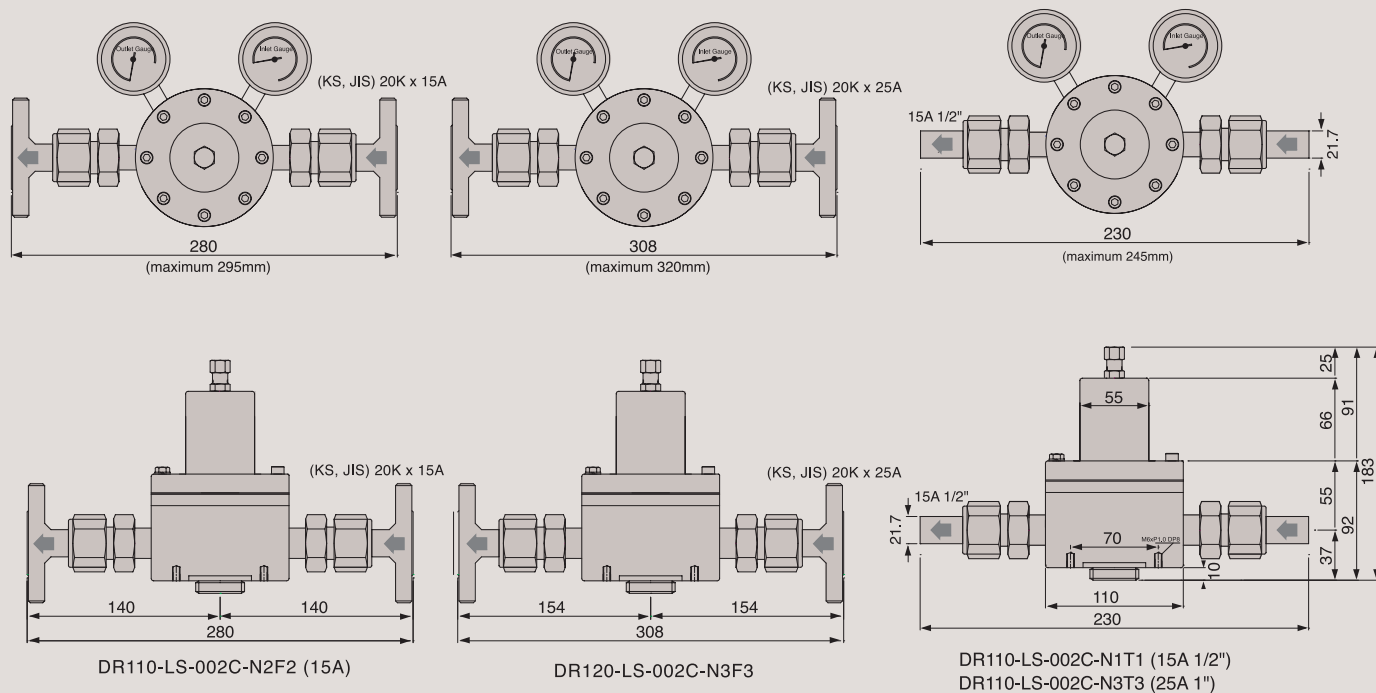
**DR110 - S L - 002 C - N 1 F1 H1**

BASIS SERIES	BODY MATERIAL	INLET PTESSURE	CONTROLLED PRESS. RANGES	IN & OUT PORTS	IN & OUT PORTS TYPE	IN & OUT PORTS SIZE	IN & OUT PORTS TYPE	HIGH TEMPE-RATURE
DR110 = BOLT CONTROL	S = STS 316L(250bar)	L = 42bar (600psi)	002 = 2bar(29psi) 004 = 4bar(58psi)	C = 4Ports M = 4Ports	N = NPT <del>B = BSP</del>	1 = 1/2" 2 = 3/4" 3 = 1"	F2 = 20K Flange F3 = 30K Flange T = Tube Flange= 304 or 316L Tube= 304 or 316L	H1 = 120° C H2 = 250° C H2 = 350° C
DR115 = KNOB CONTROL	B = BRASS (100bar)	S = 150bar (2200psi)	007 = 7bar(100psi) 010 = 10bar(145psi) 020 = 20bar(290psi)					
Cv = 5.0 Standard		H = 250bar (3500psi)					Optional	Optional

## INSTALLATION DIMENSIONS

METRIC EQUIVALENTS ARE IN PARENTHESES

### GAUGE PORT OPTIONS



## SPECIFICATIONS

Ports	DR110-SL-000C-N1 F2 1/2" 20k Flange DR110-SL-000C-N2 F2 3/4" 20k Flange DR110-SL-000C-N3 F 2 1" 20k Flange DR110-SL-000C-N1 T 1/2" Tube DR110-SL-000C-N2 T 3/4" Tube DR110-SL-000C-N3 T 1" Tube
Leak Rate Certification	to 2 x 10 <sup>-5</sup> atm cc/sec Helium available.
Body Materials	Stainless steel 316L
Bonnet Material	AL2024
Diaphragm	Teflon
Main Valve	Stainless steel 316L
Valve Spring	Stainless steel 316L
Valve Seat	Teflon
Inlet Pressure Ranges	DR110-S L -002C-N2F2 42bar(600psi) DR110-S H -002C-N2F2 250bar(3500psi)
Outlet Pressure Ranges	DR110-SL-002C-N2F2 2bar(29psi) DR110-SL-004C-N2F2 4bar(58psi) DR110-SL-007C-N2F2 7bar(100psi) DR110-SL-010C-N2F2 10bar(145psi) DR110-SL-020C-N2F2 20bar(290psi)
Operating Temperature	-40° ΔC ~ +70° ΔC (-40° ΔF ~ +165° ΔF) Standard
Flow Capacity	Cv = 5.0 Standard
Standard Optional	