



No.:

Date: 13-MAY-2016

Customer :

TECHNICAL PROPOSAL
Three-phase induction motor - Squirrel cage rotor

Product line : W21 - Cast Iron Frame - Standard Efficiency - IE1

Catalog Number :

List Price : \$

Notes:

Performed by:

Checked:



No.:

Date: 13-MAY-2016

DATA SHEET

Three-phase induction motor - Squirrel cage rotor

Customer :
Product line : W21 - Cast Iron Frame - Standard Efficiency - IE1

Frame : 71
Output : 0.37 kW
Frequency : 50 Hz
Poles : 2
Full load speed : 2730
Slip : 9.00 %
Voltage : 230/400 V
Rated current : 1.62/0.929 A
Locked rotor current : 6.95/3.99 A
Locked rotor current (I_L/I_n) : 4.3
No-load current : 1.48/0.850 A
Full load torque : 1.29 Nm
Locked rotor torque : 230 %
Breakdown torque : 230 %
Design : ---
Insulation class : F
Temperature rise : 80 K
Locked rotor time : 23 s (hot)
Service factor : 1.00
Duty cycle : S1
Ambient temperature : -20°C - +40°C
Altitude : 1000
Degree of Protection : IP55
Approximate weight : 6 kg
Moment of inertia : 0.00026 kgm²
Noise level : 56 dB(A)



	D.E.	N.D.E.
Bearings	6203 ZZ	6202 ZZ
Regreasing interval	---	---
Grease amount	---	---

Load	Power factor	Efficiency (%)
100%	0.85	67.6
75%	0.75	66.0
50%	0.60	61.2

Notes:

Efficiencies according to the indirect method of IEC 60034-2-1:2007 with stray load losses determined from measurement.

Performed by

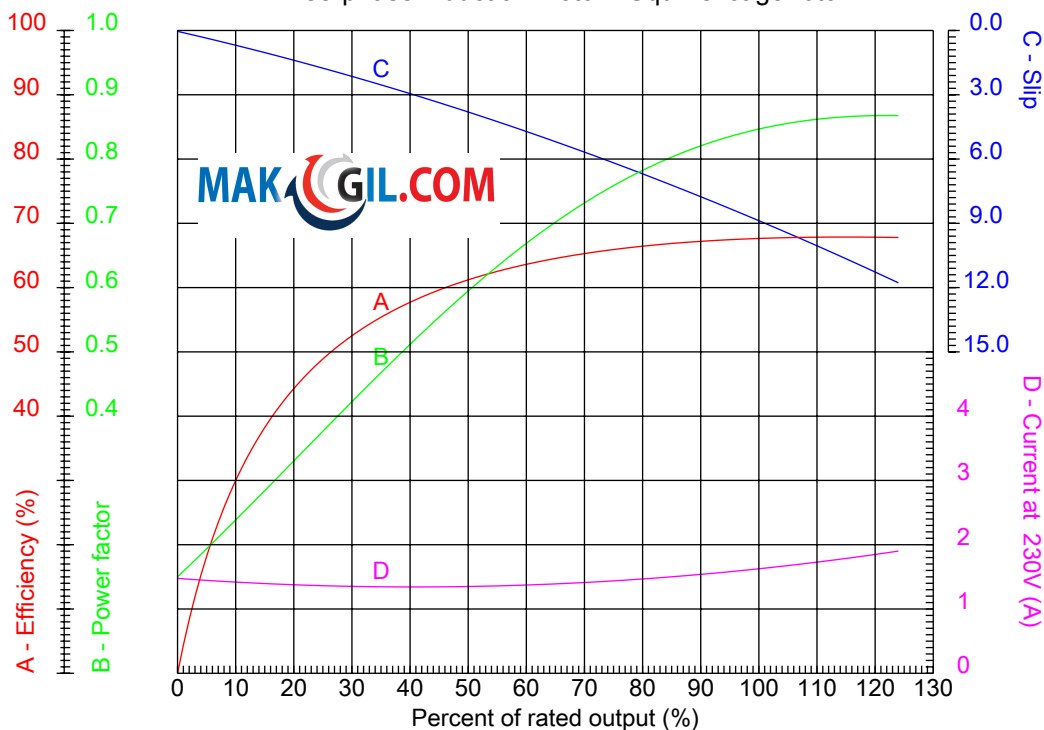
Checked



No.:

Date: 13-MAY-2016

PERFORMANCE CURVES RELATED TO RATED OUTPUT
Three-phase induction motor - Squirrel cage rotor



Customer :
Product line : W21 - Cast Iron Frame - Standard Efficiency - IE1

Frame : 71	Locked rotor current (I _l /I _n) : 4.3
Output : 0.37 kW	Duty cycle : S1
Frequency : 50 Hz	Service factor : 1.00
Full load speed : 2730	Design : ---
Voltage : 230/400 V	Locked rotor torque : 230 %
Rated current : 1.62/0.929 A	Breakdown torque : 230 %
Insulation class : F	

Notes:

Performed by

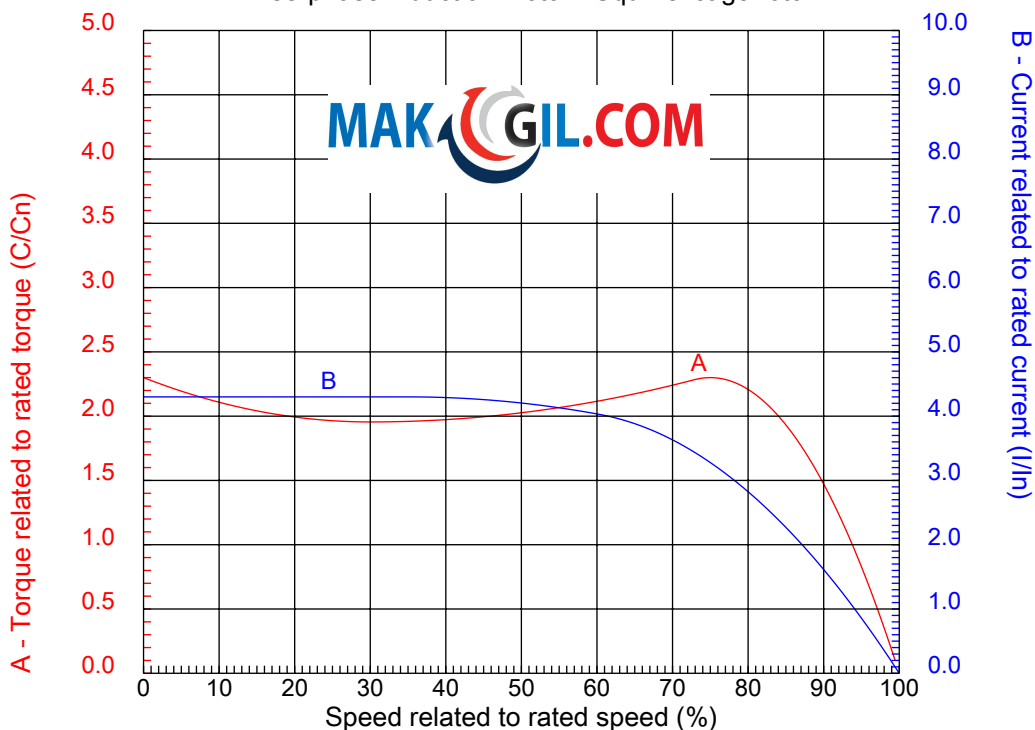
Checked



No.:

Date: 13-MAY-2016

CHARACTERISTIC CURVES RELATED TO SPEED
Three-phase induction motor - Squirrel cage rotor



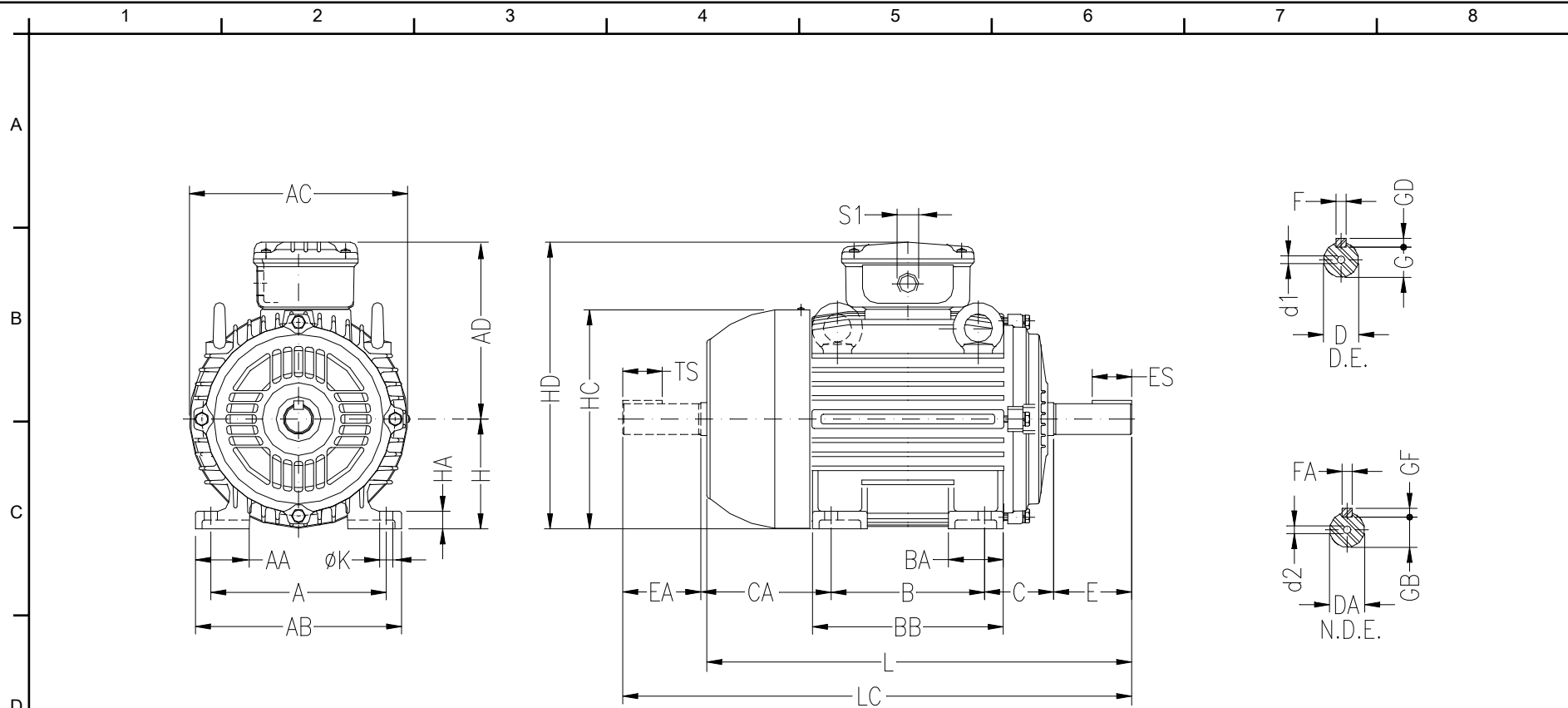
Customer :
Product line : W21 - Cast Iron Frame - Standard Efficiency - IE1

Frame	: 71	Locked rotor current (I _l /I _n)	: 4.3
Output	: 0.37 kW	Duty cycle	: S1
Frequency	: 50 Hz	Service factor	: 1.00
Full load speed	: 2730	Design	: ---
Voltage	: 230/400 V	Locked rotor torque	: 230 %
Rated current	: 1.62/0.929 A	Breakdown torque	: 230 %
Insulation class	: F		

Notes:

Performed by

Checked



Notes:

A	AA	AB	AC	AD
112	30	132	141	127
B	BA	BB	C	CA
90	38	113.5	45	88
D	E	ES	F	G
14j6	30	18	5	11
GD	DA	EA	TS	FA
5	11j6	23	14	4
GB	GF	H	HA	HC
8.5	4	71	12	139
K	L	LC	S1	d1
7	248	276	2xM20x1.5	DM5
d2				
EM4				

Performed by:

Checked:

Customer:

W21 - Cast Iron Frame - Standard Efficiency - IE1

Three-phase induction motor
Frame 71 - IP55

13-MAY-2016

