


CP-116E-A

16-port RS-232/422/485 PCI Express board with 4 kV surge protection



- > PCI Express x1 compliant
- > Serial communication speed up to 921.6 kbps
- > 128-byte FIFO and on-chip H/W, S/W flow control
- > Variety of connection cables and boxes available for RS-232/422/485
- > Drivers provided for the latest versions of Windows, Linux, and Unix
- > Easy maintenance with on-board LED display and management software



Overview

The CP-116E-A is a smart PCI Express multiport serial board designed for POS and ATM applications, and for use by industrial automation system manufacturers and system integrators. The CP-116E-A is compatible with all popular operating systems, and each of its 8 serial

ports supports data rates of up to 921.6 kbps and provides full modem control signals, ensuring compatibility with a wide range of serial peripherals. In addition, the CP-116E-A works with PCI Express x1, allowing the board to be installed in any PCI Express slot.

Intelligent RS-485 for Easy Installation and Troubleshooting (Patent Pending)

Setting up an RS-485 network is relatively straightforward. The challenge comes when the power is turned on and the devices connected to the network start transmitting and receiving data. In most cases, engineers will need to further tune the system by configuring pull high/low resistors and terminators at strategic points along the network. Moxa's new Intelligent RS-485 technology supports

two essential features to make it easy: (1) One-Click Installation automatically analyzes the network topology and then adjusts terminators and pull high/low resistors. (2) One-Click Troubleshooting tells you what to change to make a deficient network viable.

Specifications

Hardware

Comm. Controller: 16C550C compatible
Bus: PCI Express x1
Connector: VHDCI 68

Serial Interface

Number of Ports: 16
Serial Standards: RS-232/422/485
Max. No. of Boards per PC: 8

Serial Line Protection

Surge Protection: 4 kV

Performance

Baudrate: 50 bps to 921.6 kbps (supports nonstandard baudrates)

Serial Communication Parameters

Data Bits: 5, 6, 7, 8
Stop Bits: 1, 1.5, 2
Parity: None, Even, Odd, Space, Mark
Flow Control: RTS/CTS, XON/XOFF, RTS Toggle (RS-232 only)

Serial Signals

RS-232: TxD, RxD, RTS, CTS, DTR, DSR, DCD, GND
RS-422: TxD+(B), TxD-(A), RxD+(B), RxD-(A), GND
RS-485-4w: TxD+(B), TxD-(A), RxD+(B), RxD-(A), GND
RS-485-2w: Data+(B), Data-(A), GND

Physical Characteristics

Dimensions: 107 x 161 mm (4.21 x 6.34 in)

Driver Support

Windows: Windows 2000/XP/2003/Vista/2008/7/8/8.1/10 (x86/x64), Windows Server 2008 R2/2012/2012 R2/2016 (x64), DOS
Linux: Linux 2.4.x, 2.6.x, 3.x
Unix-like Systems: QNX 6, SCO OpenServer, UnixWare 7, Solaris 10 (x86/x64)

Note: Please refer to Moxa's website for the latest driver support information.

Environmental Limits

Operating Temperature: 0 to 55°C (32 to 131°F)
Storage Temperature: -20 to 85°C (-4 to 185°F)
Ambient Relative Humidity: 5 to 95% (non-condensing)

Standards and Certifications

EMC: EN 55032/24
EMI: CISPR 32, FCC Part 15B Class B
EMS:
 IEC 61000-4-2 ESD: Contact: 4 kV; Air: 8 kV
 IEC 61000-4-3 RS: 80 MHz to 1 GHz: 3 V/m
 IEC 61000-4-4 EFT: Power: 1 kV
 IEC 61000-4-5 Surge: Power: 2 kV; Signal: 4 kV
 IEC 61000-4-6 CS: 150 kHz to 80 MHz: 3 V/m; Signal: 3 V/m
 IEC 61000-4-8 PFMF
 IEC 61000-4-11

MTBF (mean time between failures)

Time: 310,993 hrs
Standard: Telcordia (Bellcore) TR/SR

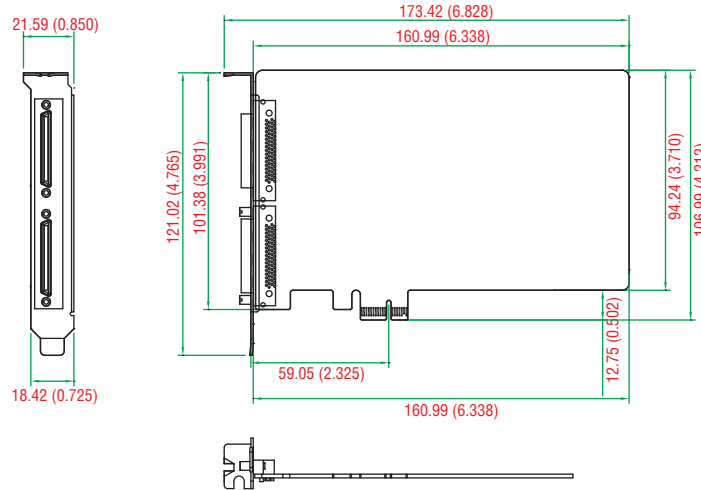
Power Requirements

Input Current: 2,733 mA @ 3.3 VDC

Warranty

Warranty Period: 5 years
Details: See www.moxa.com/warranty

Dimensions



Unit: mm (inch)

Ordering Information

Available Models

CP-116E-A: 16-port RS-232/422/485 PCI Express board w/ 4 kV surge protection

Connection Options (can be purchased separately)

CBL-M68M9x8-100: SCSI VHDCI 68 to 8 x DB9-M cable, 100 cm

CBL-M68M25x8-100: SCSI VHDCI 68 to 8 x DB25-M cable, 100 cm

Optional Connectors (choose one per board)

OPT8-M9+: VHDCI 68 to 8 x DB9-M connection box

OPT8B+: VHDCI 68 to 8 x DB25-M connection box

OPT8A+: VHDCI 68 to 8 x DB25-F connection box

OPT8-RJ45+: VHDCI 68 to 8 x RJ45 (8-pin) connection box

OPT8S+: VHDCI 68 to 8 x DB25-F connection box w/ surge protection

Package Checklist

- 1 CP-116E-A board
- Documentation and software CD
- Quick installation guide (printed)
- Warranty card

OPT8-M9+

DB9 male x 8 (150 cm cable)



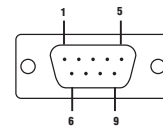
CBL-M68M9x8-100

DB9 male x 8 (100 cm cable)



PIN	RS-232	RS-422/RS-485-4w	RS-485-2w
1	DCD	TxD-(A)	-
2	RxD	TxD+(B)	-
3	TxD	RxD+(B)	Data+(B)
4	DTR	RxD-(A)	Data-(A)
5	GND	GND	GND
6	DSR	-	-
7	RTS	-	-
8	CTS	-	-

DB9 male



OPT8B+

DB25 male x 8 (150 cm cable)



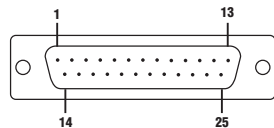
CBL-M68M25x8-100

DB25 male x 8, (100 cm cable)



PIN	RS-232	RS-422/RS-485-4w	RS-485-2w
2	TxD	RxD+(B)	Data+(B)
3	RxD	TxD+(B)	-
4	RTS	-	-
5	CTS	-	-
6	DSR	-	-
7	GND	GND	GND
8	DCD	TxD-(A)	-
20	DTR	RxD-(A)	Data-(A)

DB25 male



OPT8A+

DB25 female x 8 (150 cm cable)



OPT8S+

DB25 female x 8 (150 cm cable)



PIN	RS-232	RS-422/RS-485-4w	RS-485-2w
2	RxD	TxD+(B)	-
3	TxD	RxD+(B)	Data+(B)
4	CTS	-	-
5	RTS	-	-
6	DTR	RxD-(A)	Data-(A)
7	GND	GND	GND
8	DCD	TxD-(A)	-
20	DSR	-	-

DB25 female

